

Evo

Performer eVo™



a|dec®

A-dec® quality with impressive value

Performer eVo™ brings legendary A-dec reliability and performance together in a smart solution made for the way you practise. Get the essential features you want, the comfort your patients deserve, and the dependable quality A-dec is known for.

Designed for minimal maintenance and engineered for long-lasting reliability, Performer eVo delivers lasting value day after day, patient after patient. It's the best of A-dec, thoughtfully evolved.










Designed for dependability

Attention to detail is what sets A-dec apart.

Performer eVo equipment is carefully and thoughtfully designed, right down to the parts you can't even see—from the durable delivery tubing to the precision-machined hydraulic chair cylinders. All to guarantee the highest standards of quality and performance.

Because true dependability isn't just about uptime; it's having the confidence of knowing your equipment will work consistently and predictably, every time you treat a patient.





Designed for performance

Built on the foundation of A-dec expertise, every piece of Performer eVo equipment supports a smoother, more efficient workflow. The ambidextrous delivery accommodates every user, and automatically moves with the chair position, placing your handpieces at the correct height for both seated and stand-up dentistry.

And with smart ergonomic designs that help reduce pain and strain—while supporting healthy posture and visibility—you can stay focused on what matters most: Providing the best dental care possible.

Evolved solutions for your practice

Performer eVo chair – Compact, comfortable and durable

Keep patients comfortably supported with contoured, pressure-mapped surfaces. The ultra-thin backrest lets you roll in close for optimal access.

Performer eVo LED light – True, clear LED light technology

Enjoy more accurate diagnosis, reduced eyestrain and unparalleled ergonomics. Enhanced with a touchless on/off sensor, cure-safe mode and three-axis head for optimal positioning.

A-dec 300 delivery – Adjustable for everyone

Radius® design easily switches for right- or left-handed users in just seconds—with no tools needed—keeping instruments within natural reach. Balanced flex arm with brake ensures stable positioning.

Make it your own

Delivery system

Compact and easy to position to keep everything you need within natural reach. Available in Continental® or Traditional designs to suit your practice preference.



A-dec 300 Continental



A-dec 300 Traditional

Touchpad

Fingertip access comes standard, simplifying chair adjustments and quick access to light and cuspidor controls. Upgrade to the Deluxe touchpad for integrated devices—electric motors, cameras and scalers.



Standard



Deluxe

Foot control

Effortless control, your way. Choose from a disc control with chip blower, or a lever-style control for precise modulation of electric and pneumatic handpieces..



Disc foot control with chip blower



Lever foot control

Stools

Iconic durability with contoured support. An anatomically shaped backrest, adjustable torso support, rolled seat edges and ergonomic tilt help reduce disc pressure and muscle pain.



Performer eVo doctor's stool



Performer eVo assistant's stool

Monitor mount

The optional monitor mount positions conveniently over the patient for consultation and education, and tucks neatly out of the way when not in use.



Monitor mount with arm



Monitor mount

Cuspidor and support centre

The optional porcelain cuspidor swivels for easy patient access and includes a two-litre bottle for ample water supply. Support centre stores amalgam separators, vacuum systems or other ancillaries.



Cuspidor and support centre

Assistant's instrumentation

The telescoping arm precisely positions vacuum instruments for accessibility, supporting your assistant when working close-in to the patient.



Assistant's instrumentation

Formed upholstery

A sleek, vacuum-formed fit with no visible seams makes cleaning and maintenance fast and easy. Available in select standard colours. Ask your authorised A-dec dealer for samples.




hazelnut



driftwood



sky blue



black



indigo

Specifications

Performer eVo Dental Chair

Range of lift height	15.7" to 32.9" (398 mm to 835 mm); Low point 16.7" (424 mm) when dual mounting
Flexible backrest	1.25" (32 mm), formed
Drive system	Hybrid drive (electromechanical tilt, hydraulic base)
Patient weight limit	400 lbs / 181kg
Chair back and base limit switch	Yes, stops downward movement when obstruction is detected
Headrest	Dual-articulating (knob style)
Armrest	Pivoting
Integrated 300-watt power supply	Yes
Foot switch	Optional
Mounting capability	Floating - 2" post mount or Radius (single or dual mounting)
Upholstery options	Formed (available in select colours)

Delivery Systems

A-dec 300 Continental

A-dec 300 Traditional

	A-dec 300 Continental	A-dec 300 Traditional
Control block	Standard 3-position, optional 4-position	Standard 3-position, optional 4-position
Left/right conversion	Yes	Yes
Tubing options	Vinyl or silicone	Vinyl or silicone
Handpiece holder positions	4	4
Brake handle(s)	1 standard, 2nd optional	1 standard, 2nd optional
Touchpad options	None, Standard or Deluxe	None, Standard or Deluxe
Quad-voltage intraoral light source	Optional	Optional
Foot control	Disc, disc with chip blower or lever	Disc, disc with chip blower or lever
Arm system	A-dec 333 - Radius mount - Balanced flexarm with air brake A-dec 335 - Support mount - Balanced flexarm with air brake	A-dec 332 - Radius mount - Balanced flexarm with air brake A-dec 334 - Support mount - Balanced flexarm with air brake A-dec 336 - Radius mount - Manual height adjustment

Performer eVo LED Light

Light intensity	High: 25,000 lux, Medium: 20,000 lux, Low: 15,000 lux
Cure safe mode	16,000 lux
Light pattern	3.9" x 7.5" at 27.6" focal distance (100 mm x 190 mm at 700 mm)
Colour temperature	5,000K
Control inputs	Touchless on/off, touchless intensity selection, touchless cure-safe mode, touchpad, and auto on/off using chair presets



Choose from select colours of durable formed upholstery

Easy-to-adjust design encourages healthy working posture


Low heat/noise LED with three light intensities

Comfortably supports patients up to 181kg (400 lbs)

Four handpiece holder positions for instruments

Reliable Creative Solutions

FOR DENTAL PROFESSIONALS WORLDWIDE



MORE THAN A WARRANTY. IT'S A COMMITMENT.

At A-dec, our focus is on making dentistry better—which includes superior customer service along with superior dental products. Your A-dec operatory equipment is backed by a ten-year warranty, and a lifetime of customer support. We'll be here today, tomorrow, and well into the future. That's our commitment to you.

For complete details, including exclusions, visit: a-dec.com/legal/warranty

Any colours and products shown may vary and are subject to change without notice. Contact your authorised A-dec dealer for the most current product information. All trademarks in this document are subject to the trademark rights of A-dec, its affiliates, and their collective suppliers in the United States and foreign countries.

©2026 A-dec Inc. All rights reserved. 85.1091.25/BB/2.5M/3-26/Rev B

A-dec Headquarters

2601 Crestview Drive
Newberg, Oregon 97132 USA

P: 1.800.547.1883 within USA/CAN

P: +1.503.538.7478 outside USA/CAN

a-dec.com

Other Locations

A-dec Nashville Experience Center

A-dec Australia

A-dec United Kingdom

