





A-dec 360™
PARTS & PERFORMANCE



2026

A-dec Parts & Performance
Q1/Q2 Authorized Dealer Catalog

Unpriced

1.800.547.1883 Within USA/Canada

1.503.538.7478 Outside USA/Canada





Dealer Tools For You

Dealer Portal

A variety of resources are available for our dealers and partners at a-dec.com/dealer-portal.

- Configure, price & quote with OrderNet
- Product support on A-dec Knowledge Base
- Service support with the A-dec+ Service App
- Sales, marketing & planning assets on Partner Resources
- Sales & technical training at A-dec Accelerate
- Technical documents in the Resource Center

[Go to dealer portal](#)



A-dec+ Service App (Scan QR code to download app)

Quickly search and identify A-dec parts to locate part numbers, descriptions, catalog prices, and more. There are three ways to search: by photo, visual description, or part details/keyword.

[Learn more](#)



Video Library

Our website video library offers unique features specifically designed to engage and add value for customers. You can sort videos by category and visit dedicated landing pages to watch videos, post to social media, share links, and access related content—all without leaving a-dec.com.

[Go to video library](#)





PREVENTION & MAINTENANCE

While A-dec equipment doesn't require a lot of maintenance, it benefits from periodic inspection and replacement of wear items just like any other equipment. This section offers a list of recommended service items to keep with you, reducing multiple office visits.

A-dec 360 preventive kits are designed to maintain A-dec equipment. The kits simplify service and eliminate guesswork by packaging recommended items into individual kits (or kit sets) for annual maintenance.

Online, you'll find convenient checklists:
Annual Preventive Maintenance
a-dec.com/annual-preventive-checklist

Dental Office Staff Equipment Maintenance
a-dec.com/maintenance-checklist

UPGRADES & ACCESSORIES

A-dec 360 upgrades and accessories offer versatility and growth in existing offices. Whether it's adding field installable options such as LED touchless sensor upgrade kits, replacing worn items such as trays or instrument pads, or refreshing the operatory with new upholstery, A-dec supports equipment long after the initial installation.

SERVICE & REPAIR

A-dec 360 service and repair items provide easy repair at the right level.

For simple items, we offer singles or packages for convenient installation. More complex repairs include all required A-dec parts and easy to read instructions to ensure that the repair is comprehensive and robust.

In addition to superior customer service, authorized A-dec dealers can access product support through multiple channels, all available through a-dec.com/dealer-portal.

Quickly search and identify parts with the A-dec+ Service App (scan QR code to download app)



Table of Contents

STANDARD TERMS OF SALE		FITTINGS		VALVES continued	
Orders and Returns.....	6	Barbed	51-54	Micro and Actuator	86
General Information and Information Sources.....	7-8	Pipe	55	Components.....	87
A-DEC PREVENTION AND MAINTENANCE		FLOOR BOXES		SYRINGES	
Annual Maintenance Kits	11	Tubing Poly-Flo	56	Tips and Retainers	89
5-Year Maintenance Kits	12-13	Quick-Disconnects (QD)	57-58	Autoclavable Syringe Assemblies.....	90
Syringe.....	14	A-dec 500 (Version A) and 300	59	Syringe Component Kits	91
High Volume Evacuator (HVE) and Saliva Ejector (SE).....	15	TOOLS		Legacy Syringe Assemblies	92
Tri Vac Canister	16	Pliers, Cutters, Strippers, Hemostat, and Tubing Stringer ..	67	Components.....	93
Mechanical Room.....	17	Gauges, Hex Wrench Set, Cable Ties, and Hex Driver.....	68	Warm Water	94
Recommended Truck Stock	18	Syringe Tool, Touch-Up Paint, and Lubricant	69	FOOT CONTROLS	
UPGRADES AND ACCESSORIES		TUBING		Assemblies	95-96
A-dec 500 Tray Holders	21	½" Color-coded Polyurethane and Vinyl.....	71	Components.....	97-99
A-dec 300 and Performer Tray Holders.....	22	Color-coded Polyurethane.....	72	Foot Control Service Kits	100-101
Trays, Delivery System, and Organizers	23-24	Silicone Handpiece Tubing	73	Lever Foot Control Service Kits.....	102
Amalgamator and Bitewing Viewer	25	Vinyl Handpiece Tubing.....	74	HANDPIECE CONTROLS AND HOLDERS	
Monitor Mounts	26	Handpiece Tubing, Nuts, and Bulbs	75	A-dec 500 and 300 Controls.....	103
Consumables	27	A-dec 500 and 300 High Volume Evacuator Vacuum		Century Plus.....	104-105
A-dec ICV Kits and Flush Dock.....	28	Instrument Assemblies	76	Century II	106-107
Toeboard Covers	29	A-dec 500 and 300 Saliva Ejector Vacuum		Performer	108
Upholstery Replacement	30-31	Instrument Assemblies	77	A-dec 300/400/500 Assistant's Single and	
Lights and Stools Upgrades	32	Cascade & Performer High Volume Evacuator &		Dual Holder Arm	109
A-DEC CLINICAL PRODUCTS		Saliva Ejector Vacuum Instrument Assemblies.....	78	A-dec 500 and 300 Holders	110
Intraoral Light Sources, Bulbs, and Tooth Dryer	35	Large Bore (15 mm) HVE Assembly & Conversion Kit for		A-dec 500 and 300 Delivery System Service Kits.....	111
High-speed and Low-speed Replacement Parts	36	A-dec 500, 300, and Cascade Families	79	Handpiece Holders.....	112
Advanced Air and Pressure Gauge	37	Saliva Ejector, HVE, Vacuum and Umbilical, Flex,		Assistant's Holders.....	113
Electric Motors Replacement Parts.....	38	Foot Control, and Convolute	80	Handpiece Holder Valves.....	114
SELF-CONTAINED WATER SYSTEMS		VALVES		ELECTRICAL COMPONENTS	
A-dec 500 and 300.....	39-41	Momentary	81	A-dec 500 and 300.....	115
A-dec 500, 300, and 200	42	Manual On/Off and Coolant.....	82	A-dec 500 and 300 Data Cables and Circuit Boards.....	116
Cascade and Prior	43-44	Needle	83	Power Supplies and QVIOLS.....	117
COMPONENTS		Relay	84	Power Supply Cables.....	118
Diaphragms and Gaskets	45	Shut-off and Selector	85	Touchpads	119
O-rings.....	46-47			Cascade and Master Series Touchpads	120
A-dec 500 (Version A) Covers and Caps	48			Fuses	121
A-dec 300 Covers and Caps.....	49			Air Electric Switches and Adapter Kit.....	122

Table of Contents

VACUUM COMPONENTS		DENTAL CABINETRY		INDEX	
HVE and SE Valves	123	Preference II		Numerical Index.....	191-198
HVE and SE Service Parts	124	Hinges and Push Latches.....	159	Alphabetical Index	199-201
Aspirator Tips and Brushes	125	Mounting Plates.....	160		
Performer Saliva Ejectors and Tailpieces for HVE and SE	126	Shelf Clips and Glass Door Components.....	161		
A-dec 500 and 300.....	127	Dispensers, Light, and Clock Timer.....	162		
A-dec 300.....	128				
Solids Collectors	129	Preference II and Collection			
Dürr Connectors	130	Cover Caps, Hole Plugs, and Subbase Trim Kit.....	163		
Vacuum and ICV	131	Latches and Handles	164		
Air Vacuum System	132	Cable Chases and Grommets	165		
		Faucet Activation	167		
CUSPIDORS					
300/400/500 Cuspidor Service Kits	133	Preference Collection			
A-dec 500, 400, and 300	134	Hardware	168-170		
Cascade Vitreous China.....	135	Glass Shelves, Gloves and Tissue Grommet.....	171		
Cascade Phenolic.....	136				
Performer	137	Preference ICC			
Components.....	138	Dryer and Upper Storage Components.....	172		
Performer Air Vacuum Generator	139	Miscellaneous.....	173		
LIGHTS		A-dec Inspire			
A-dec LED Light Components.....	141	Accessories	174		
A-dec 300 Halogen Light Components.....	142	394 Sterilization Center Accessories	175		
A-dec 500 Halogen, A-dec 200, Cascade, 6300, and Performer.....	143				
Light Components	144	Dental Furniture Wash Station Components.....	166		
6300 Components, Cables, and Light Posts.....	145				
Performer Light Components.....	146				
		MECHANICAL ROOM			
CHAIRS AND STOOLS		Compressor Installation Items	177		
Upholstery Screws, Headrest Knobs, and Glide Bars	147	Compressor Maintenance Items.....	178		
Chair Cylinders.....	148	Compressor Upgrades	179		
Chair Solenoids and Hydraulic Oil	149	Legacy Compressor Replacement Parts.....	180		
Power Supplies and Capacitors	150	Legacy Dean Compressor Replacement Parts.....	181		
Chair Limit Switches, Position Sensor, and Occupancy Sensor.....	151	Vacuum Installation Items for DV Plus Models	182		
Switches and Base Down Stop	152	Vacuum Installation Items for Legacy DV Models.....	183		
Chair Brake Kits, Electrical Cables and Power Cords	153	Vacuum Maintenance Items for DV Plus and Legacy DV Models	184		
Footswitches and Rear Cover Kit.....	154	Vacuum Upgrades	185		
Chair Mounts, Plugs and QD Kit	155	Vacuum Replacement Parts for Legacy DV Models	186		
Cart and Stool Casters, Stool Knobs, Base, and Foot Ring.....	156	Mechanical Room Controls and Accessories	187		
Stool Cylinders and Back Cover	157	Water Control Valves	188		
		Water Filter Maintenance Items.....	189		

Orders and Returns

WELCOME

Your 2026 A-dec 360 Parts and Performance Catalog will help service technicians and dealership parts ordering specialists find the right parts quickly.

HOW TO FIND WHAT YOU NEED

Service parts are shown under general product or functional categories.

General product - These categories are at the model level, like chairs, lights, and stools.

Functional parts - Includes sections like Fittings, Valves, and Tubing. Functional parts are often used in multiple products and look similar enough to another part that side-by-side comparison makes it easier to order the correct part.

HOW TO ORDER

CHECKLIST

Please include the following information with your order:

- Part numbers
- Quantity for each part ordered
- Description
- Delivery address
- Method of transportation
- Customer requested ship date
- Purchase order number
- Signature of person placing the order

ORDER CONTACT INFORMATION

U.S. and Canada

1.800.547.1883 or 1.503.538.7478 or Fax: 1.503.538.0276 (24 hours)
Monday through Friday, 5 a.m. to 5 p.m. (Pacific Time) other than holidays

International

+1.503.538.7478 or Fax: +1.503.538.5911 (24 hours)
Monday through Friday, 6 a.m. to 5 p.m. (Pacific Time) other than holidays

Orders for A-dec products shown in this catalog must be placed through an authorized A-dec dealer and processed by A-dec, Inc.

GENERAL ORDERING DETAILS

For U.S. and Canada, A-dec enters part orders from 7 a.m. until 4 p.m. daily (Pacific time). An order for same day parts (in inventory) can ship same day if received before 2 p.m. (Pacific time).

- U.S. and Canadian Dealers:
U.S. orders can ship UPS Red if received before 1:30 p.m. Pacific Time (PT) and UPS Ground, UPS Blue, or 3-Day Select if received by 2 p.m. (Pacific time).
Canadian orders can ship same day if received by 2 p.m. (Pacific time).
- Products shown in this catalog will be shipped:
Domestic Customers F.O.B., Newberg, Oregon USA
International Customers Ex-Works, Newberg, Oregon USA
- A 20% re-stocking fee applies to all returned merchandise other than those authorized for credit and/or warranty replacement.

HOW TO RETURN

RETURN POLICY

Authorized dealers wishing to return unopened merchandise to A-dec for credit consideration must adhere to the following guidelines: Returns will not be accepted outside of one year from the invoice date. Individual line value less than \$50 retail cannot be returned for credit. A return authorization must be obtained prior to returning parts to A-dec. Call A-dec Customer Service for an RMA number. A 20% re-stocking fee will be assessed.

The following types of items cannot be returned:

- Items built-in/integrated into an A-dec product
- Obsolete parts/equipment
- Specials
- Dental Furniture
- Standard color upholstery ordered for obsolete chairs or stools

In the case of a defective warranty item, call A-dec Customer Service for an RMA Number. Send returns and warranty returns with applicable RMA information to:
A-dec, Inc., 2601 Crestview Drive, Newberg, Oregon 97132, USA. ATTN: Returns.

General Information and Information Sources

GENERAL

©2026 A-dec, Inc. All Rights Reserved. A-dec, the A-dec design logo, and the trademarks listed at a-dec.com/legal/trademarks are trademarks or registered trademarks of A-dec, Inc. in the United States and other countries. Other trademarks used herein may be claimed as the property of their respective owners. Certain touch control symbols and icons are proprietary to A-dec, Inc.

A-dec, Inc. shall not be held liable for any errors contained herein or any consequential or other damages concerning the furnishing, performance or use of this material. The information in this document is subject to change without notice. If you find any problems in the documentation, please report them to us in writing. A-dec, Inc. does not warrant that this document is error-free.

No part of this document may be copied, reproduced, altered, or transmitted in any form or by any means, electronic or mechanical, including photocopying, recording, or by any information storage and retrieval system, without prior written permission from A-dec, Inc.

CONNECTED PRODUCT REGISTRATION

To ensure optimal service, support and updates, we encourage doctors to register their products using the A-dec+ app, which can be downloaded from the App Store or Google Play.

A-DEC, INC. EXPRESS LIMITED WARRANTY

The A-dec Inc. Express Limited Warranty can be found on the A-dec website at a-dec.com/legal/warranty. If you have any questions or need warranty assistance, contact A-dec customer service at:

- 1.800.547.1883 or customer.service@a-dec.com
(within the USA and Canada)
- +1.503.538.7478 or a-decglobal@a-dec.com
(outside the USA and Canada)

Customer service is available Monday through Friday, from 5 a.m. to 5 p.m. Pacific Standard Time (PST).

FOR UK CUSTOMERS

In the United Kingdom and the Republic of Ireland, this Limited Warranty is provided by A-dec Dental UK, Ltd. of Austin House, 11 Liberty Way, Nuneaton, Warwickshire. CV11 6RZ, telephone 0800.ADEC.UK (2332.85), fax 024 7634 5106, email info@a-dec.co.uk and applies to products sold to customers located in the United Kingdom and the Republic of Ireland.

FOR AUSTRALIA CUSTOMERS

Warranty Provider and Warranty Period

In Australia, this Limited Warranty is provided by A-dec Trading Company, Inc. trading as A-dec Australia (A-dec) (ARBN 002 806 117) of Unit 8, 5-9 Ricketty Street, Mascot NSW 2020, telephone 02 8332 4000, email a-dec@a-dec.com.au and applies to products sold to customers located in Australia. In Australia the warranty period is calculated from the date of supply to the customer.

IMPORTANT NOTICE REGARDING YOUR CONSUMER RIGHTS

The benefits given to you under this warranty are additional to other rights and remedies that you may have in relation to your purchase and use of the goods to which this warranty relates. Our goods come with guarantees that cannot be excluded under the Australian Consumer Law. You are entitled to a replacement or refund for a major failure and compensation for any other reasonably foreseeable loss or damage. You are also entitled to have the goods repaired or replaced if the goods fail to be of acceptable quality and the failure does not amount to a major failure. As our goods are not of a kind ordinarily acquired for personal, domestic or household use or consumption, we are permitted to limit our liability under the Australian Consumer Law for failure to comply with certain guarantees, where it is fair and reasonable to do so, to one or more of the following: (i) the replacement of the goods or supply of equivalent goods, (ii) the repair of the goods, (iii) the payment of the cost of replacing the goods or of acquiring equivalent goods, or (iv) the payment of the cost of having the goods repaired. A-dec Australia provides no warranty against defects beyond the rights and remedies given under this express limited warranty and those which are available under the Australian Consumer Law.

General Information and Information Sources

INFORMATION SOURCES

ORDERNET

OrderNet (on a-dec.com/dealer-portal) is a simple, convenient online ordering system that is available 24 hours a day, 7 days a week. Use it to place quick orders for service parts or to configure product and prepare proposals. A-dec will e-mail an order confirmation as soon as you place your order.

RESOURCE CENTER

A-dec marketing and technical materials (including brochures, sales sheets, installation guides, instructions for use, and service manuals) are available to download at a-dec.com/resource-center.

A-DEC PRE-INSTALLATION GUIDES

A-dec provides pre-installation guides for current major product lines including A-dec 500, A-dec 400, A-dec 300, A-dec Inspire, and Preference Collection. These documents include product dimensions and content to help specify plumbing, utilities, framing, and other construction requirements for installation of A-dec products. They are available as PDF documents in the Resource Center at a-dec.com/resource-center and under Planning Resources/Pre-Installation Guides on partnerresources.a-dec.com.

A-DEC 2D AND 3D CAD RESOURCES

A-dec has CAD models of most current products available in 2D DWG (AutoCAD) format and 3D DWG and RFA (Revit) formats. The models are available on partnerresources.a-dec.com under Planning Resources/2D CAD Blocks or 3D CAD Models.

EQUIPMENT ALTERATIONS POLICY/DISCLAIMER

Modifications or alterations of A-dec equipment that expand the use of A-dec equipment beyond its design and intent, or override any safety feature may jeopardize doctor, patient, or staff safety. Modifications that alter the electrical or mechanical safety of A-dec dental equipment are in conflict with Underwriters Laboratory (UL) construction file requirements and are not sanctioned by A-dec. Examples of modifications that diminish safety design include, but are not limited to: rendering access to the line voltage without the use of tools, modification of supporting elements that increase or shift loading characteristics, and the addition of any powered device that exceeds the design limits of the dental system.

The use of accessory equipment that does not comply with the safety requirements of A-dec dental equipment may lead to a reduced level of safety of the resulting system. It is the responsibility of the equipment distributor and the installer, not A-dec, to comply with all building code requirements in the installation of equipment. It is the responsibility of the person(s) who requests, approves, or performs any equipment modification or alteration to comply with all safety requirements and recommendations. A-dec will not respond to inquiries on an individual basis. Modifications or alterations of A-dec dental equipment are at your own risk. You will indemnify and defend A-dec from any resulting claims, including product liability claims, that may arise from any alterations, modifications, or installation contrary to this policy. Additionally, such modification or alteration voids A-dec's applicable product warranty and may invalidate UL or other regulatory agency approvals.

NOTE: The above information is from A-dec Instructions For Use: Regulatory Information, Specifications, and Warranty document. To see the complete up-to-date document [click here](#).

A-dec Prevention and Maintenance

Section Contents

- 11 Annual Maintenance Kits
- 12 5-Year Maintenance Kits
- 14 Syringe
- 15 High Volume Evacuator (HVE) and Saliva Ejector (SE)
- 16 Tri Vac Canister
- 17 Mechanical Room
- 18 Recommended Truck Stock



Annual Maintenance Kits



Action Items

- Use these kit sets annually or after 1,500 hours of use whichever comes first to properly service vital equipment functions for delivery systems, assistant's instrumentation, and vacuum.

DESCRIPTION	PART NUMBER	PRICE
<input type="checkbox"/> A-dec 500/300 (other than 341sp) Annual Service Kit Set Includes: <ul style="list-style-type: none"> • Syringe PM kits (2) - 90.1613.00 • 11 mm HVE PM kit - 90.1641.00 • Standard saliva ejector PM kit - 90.1642.00 • 15 mm HVE PM kit - 90.1643.00 • Tri vac canister PM kit - 90.1644.00 	90.1835.00	
<input type="checkbox"/> A-dec 341sp/Performer (manufactured prior to 2022)/Cascade/200 Annual Service Kit Set Includes: <ul style="list-style-type: none"> • Vacuum cap o-ring - 030.027.00 • Pinnacle screen (10) - 11.1191.01 • Vacuum, cap assembly, Cascade - 11.1192.00 • Syringe PM kits (2) - 90.1613.00 • 11 mm HVE PM kit - 90.1641.00 • Standard saliva ejector PM kit - 90.1642.00 • 15 mm HVE PM kit - 90.1643.00 	90.1836.00	

5-Year Maintenance Kits



Action Items

- Use these kit sets every five years or after 7,500 hours of use whichever comes first to properly service vital equipment functions for delivery systems, assistant's instrumentation, and vacuum.

DESCRIPTION	PART NUMBER	PRICE
<input type="checkbox"/> A-dec 500B 5-Year Service Kit Set Includes: <ul style="list-style-type: none"> Syringe PM kits (2) - 90.1613.00 11 mm HVE PM kit - 90.1641.00 Standard saliva ejector PM kit - 90.1642.00 15 mm HVE PM kit - 90.1643.00 Tri vac canister PM kit - 90.1644.00 Water cartridge assembly V2 (3) - 38.1934.01 Air/Water pressure regulator kit - 90.1758.00 Water bottle replacement - 90.1768.01 	90.1870.00	
<input type="checkbox"/> A-dec 300/500A (Version 2) 5-Year Service Kit Set Includes: <ul style="list-style-type: none"> Syringe PM kits (2) - 90.1613.00 11 mm HVE PM kit - 90.1641.00 Standard saliva ejector PM kit - 90.1642.00 15 mm HVE PM kit - 90.1643.00 Tri vac canister PM kit - 90.1644.00 Oil collector assembly - 90.1110.01 Water cartridge assembly V2 (3) - 38.1934.01 Air/Water pressure regulator kit - 90.1758.00 Water bottle replacement - 90.1768.01 Ellipse screen solids trap (10) - 11.1284.01 	90.1872.00	
<input type="checkbox"/> A-dec 300/500A (Version 1) 5-Year Service Kit Set Includes: <ul style="list-style-type: none"> Syringe PM kits (2) - 90.1613.00 11 mm HVE PM kit - 90.1641.00 Standard saliva ejector PM kit - 90.1642.00 15 mm HVE PM kit - 90.1643.00 Tri vac canister PM kit - 90.1644.00 Oil collector assembly - 90.1110.01 Water cartridge assembly V1 (3) - 38.1780.00 Air/Water pressure regulator kit - 90.1758.00 Water bottle replacement - 90.1768.01 Ellipse screen solids trap (10) - 11.1284.01 	90.1871.00	
<input type="checkbox"/> A-dec Performer B/200 (Version 2) 5-Year Service Kit Set Includes: <ul style="list-style-type: none"> Syringe PM kits (2) - 90.1613.00 11 mm HVE PM kit - 90.1641.00 Standard saliva ejector PM kit - 90.1642.00 15 mm HVE PM kit - 90.1643.00 Tri vac canister PM kit - 90.1644.00 Oil collector assembly - 90.1110.01 Water cartridge assembly V2 (3) - 38.1934.01 Air/Water pressure regulator kit - 90.1758.00 Water bottle replacement - 14.0486.00 	90.1877.00	
<input type="checkbox"/> A-dec Performer B/200 (Version 1) 5-Year Service Kit Set Includes: <ul style="list-style-type: none"> Syringe PM kits (2) - 90.1613.00 11 mm HVE PM kit - 90.1641.00 Standard saliva ejector PM kit - 90.1642.00 15 mm HVE PM kit - 90.1643.00 Tri vac canister PM kit - 90.1644.00 Oil collector assembly - 90.1110.01 Water cartridge assembly V1 (3) - 38.1780.00 Air/Water pressure regulator kit - 90.1758.00 Water bottle replacement - 14.0486.00 	90.1876.00	
<input type="checkbox"/> Cascade/Decade 5-Year Service Kit Set Includes: <ul style="list-style-type: none"> Vacuum cap o-ring - 030.026.00 Pinnacle screen (10) - 11.1191.01 Filter element - 24.0234.00 Syringe PM kits (2) - 90.1613.00 11 mm HVE PM kit - 90.1641.00 15 mm HVE PM kit - 90.1643.00 Water cartridge assembly (3) - 38.0520.00 Air/Water pressure regulator kit - 90.1758.00 Standard saliva ejector PM kit - 90.1642.00 Water bottle replacement - 14.0441.00 	90.1875.00	

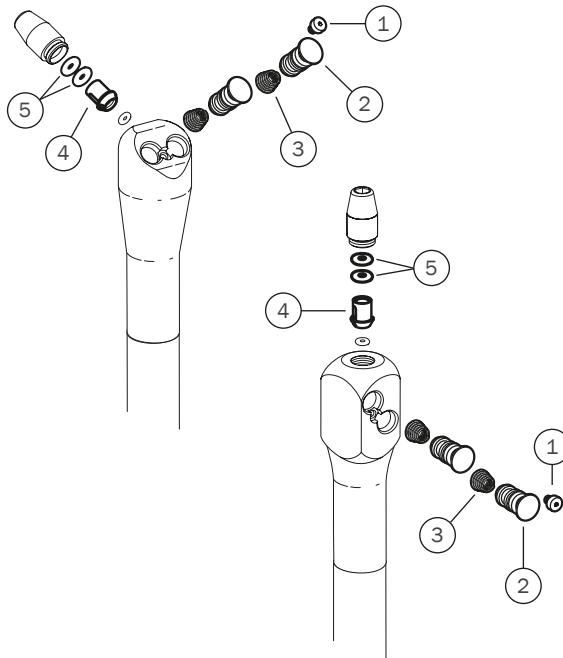
5-Year Maintenance Kits

DESCRIPTION	PART NUMBER	PRICE
<input type="checkbox"/> A-dec Simulator (Version 2) 5-Year Service Kit Set Includes: <ul style="list-style-type: none"> • Syringe PM kits (2) - 90.1613.00 • 11 mm HVE PM kit - 90.1641.00 • Standard saliva ejector PM kit - 90.1642.00 • 15 mm HVE PM kit - 90.1643.00 • Tri vac canister PM kit - 90.1644.00 • Oil collector assembly - 90.1110.01 • Water cartridge assembly V2 (3) - 38.1934.01 • Air/Water pressure regulator kit - 90.1758.00 • Water bottle replacement - 14.0441.00 	90.1929.00	
<input type="checkbox"/> A-dec Simulator (Version 1) 5-Year Service Kit Set Includes: <ul style="list-style-type: none"> • Syringe PM kits (2) - 90.1613.00 • 11 mm HVE PM kit - 90.1641.00 • Standard saliva ejector PM kit - 90.1642.00 • 15 mm HVE PM kit - 90.1643.00 • Tri vac canister PM kit - 90.1644.00 • Oil collector assembly - 90.1110.01 • Water cartridge assembly V1 (3) - 38.1780.00 • Air/Water pressure regulator kit - 90.1758.00 • Water bottle replacement - 14.0441.00 	90.1928.00	
<input type="checkbox"/> Performer III 5-Year Service Kit Set Includes: <ul style="list-style-type: none"> • Vacuum cap o-ring - 030.026.00 • Pinnacle screen (10) - 11.1191.01 • Filter element - 24.0234.00 • Syringe PM kits (2) - 90.1613.00 • 11 mm HVE PM kit - 90.1641.00 • 15 mm HVE PM kit - 90.1643.00 • Water cartridge assembly (3) - 38.0717.00 • Air/Water pressure regulator kit - 90.1758.00 • Standard saliva ejector PM kit - 90.1642.00 • Water bottle replacement - 14.0441.00 	90.1930.00	

Syringe

Action Items

- Replace syringe o-rings and button-valve assemblies, lubricate with A-dec silicone lubricant, and verify operation.

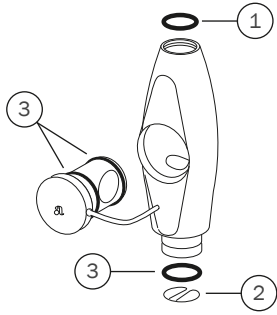


REF	DESCRIPTION	PART NUMBER	PRICE
1-5	Preventive Maintenance Kit, Syringe Contains items 1-5	90.1613.00	
1	Screw, 2-56		
2	Valve assembly button (includes 2 buttons)		
3	Spring, compression conical, .247 OD x .300 long		
4	Syringe nut spacer with o-ring		
5	O-ring, E1512-70, .114 ID x .070 wall		

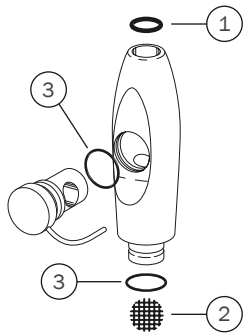
High Volume Evacuator (HVE) and Saliva Ejector (SE)

Action Items

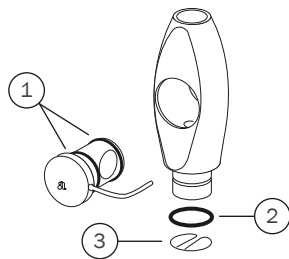
Replace HVE and saliva ejector o-rings, lubricate with A-dec silicone lubricant, and verify proper operation.



REF	DESCRIPTION	PART NUMBER	PRICE
1-3	Preventive Maintenance Kit, Standard HVE Contains items 1-3	90.1641.00	
1	O-ring, EQDM .426 ID x .070 wall		
2	Spring clip		
3	O-ring, EPDM .489 ID x .070 wall		



REF	DESCRIPTION	PART NUMBER	PRICE
1-3	Preventive Maintenance Kit, Standard Saliva Ejector Contains items 1-3	90.1642.00	
1	O-ring, EPDM .206 ID x .103 wall		
2	Screen		
3	O-ring, EPDM .364 ID x .070 wall		

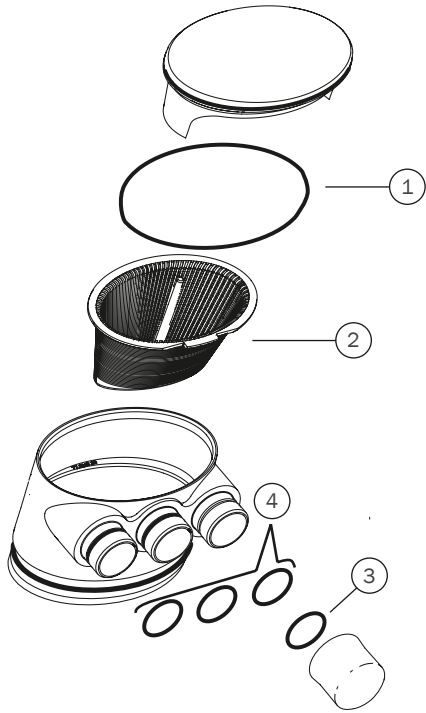


REF	DESCRIPTION	PART NUMBER	PRICE
1-3	Preventive Maintenance Kit, 15 mm HVE Contains items 1-3	90.1643.00	
1	O-ring, EPDM .801 ID x .070 wall		
2	O-ring, EPDM .739 ID x .070 wall		
3	Spring clip		

Tri Vac Canister

Action Items

- Replace o-rings in vacuum canister, tubing, and valve assemblies. Lubricate with A-dec silicone lubricant and verify proper operation.
- Inspect solids collector screen. Replace disposable screen.
- Check solids collector cap o-ring and connection o-rings and replace as necessary.



REF	DESCRIPTION	PART NUMBER	PRICE
1-4	Preventive Maintenance Kit, Tri Vac Canister Contains items 1-4	90.1644.00	
1	O-ring, 2.239 ID x .070 wall		
2	Screen		
3	O-ring, EPDM .739 ID x .070 wall		
4	Tri vac o-ring		






Mechanical Room



A-dec QuietCore+
Dry Vacuum (DV Plus) and Oil-free Compressor (SC PLUS)



Legacy Products
Dry Vacuum (DV) and Oil-free Compressor (SC)

REF	DESCRIPTION	PART NUMBER	PRICE
Annual Maintenance Kits			
	DV Plus and Legacy DV models Tandem setups order qty 2 Includes: (1) check valve, (1) vacuum filter	A0049	
	SC3plus/SC5plus/SC7plus and Legacy SC3/SC5/SC7 Intake and ambient filter	A0050	
	SC10plus/SC12plus and Legacy SC10/SC12 Intake and (2) ambient filters	A0150	
Individual Maintenance Items			
	1" Replacement Water Filter Element Used with A0048.A1 and A0048.D1	C0129	
	Dryer Adsorbent Media Sheets (SC3plus/SC5plus/SC7plus and All Legacy Compressors) 5 year replacement Air dryer adsorbent media	73.0138.00	
	Dryer Adsorbent Media Sheets (SC10plus/SC12plus Compressor) 5 year replacement Air dryer adsorbent media	73.0139.00	

Recommended Truck Stock

DESCRIPTION	PART NUMBER	PRICE
Chair		
Hex key, T-handle, 3/8 x 6"	008.025.00	
Hydraulic fluid, 1 pint	61.0197.00	
Delivery Systems		
Water bottle, w/base, White	90.1768.01	
Tool, 5 in lb torque adapter, syringe nut	23.1354.00	
Water cartridge assembly, OTC (version 1)	38.1780.00	
Water cartridge assembly, dry (version 1)	38.1783.00	
Water cartridge assembly (version 2)	38.1934.01	
Water cartridge assembly, dry (version 2)	38.1958.01	
Cartridge ASSY,WTR Valve,OTC	38.0520.00	
Diaphragm, 500 control block (5)	38.1787.01	
Diaphragm, Top Cap, .75 x 1.65 x .013" (10)	38.0519.01	
Cut-to-Length HVE & SE Tubing Dispenser Box		
Tubing, HVE, Smooth, Dark Surf, 50'	90.1953.00	
Tubing, HVE, Smooth, Gray, 50'	90.1954.00	
Tubing, SE, Smooth, Dark Surf, 100'	90.1955.00	
Tubing, SE, Smooth, Gray, 100'	90.1956.00	
Tubing, 1/4" OD, Blue, Urethane, Alpha, 100'	90.2014.00	
Tubing, 1/4" OD, Yellow, Urethane, 100'	90.2013.00	
Key, flow adjustable, w/o-ring, autoclavable, 500 (4)	38.1808.01	
Knob, flow adjustment, 300	38.1823.00	
Diaphragm, 3 position (5)	38.1833.01	
Service Kit,Century Plus,Black,W/O Tools	38.0537.01	
Valve core removal tool	98.0010.00	
Valve ASSY Kit,Pencil,Soft,Automatic	23.1234.00	
Wrench, syringe Surf 4, POM	98.0900.00	
Nut ASSY,Syringe,Smooth	23.1112.00	
Valve assembly, activation, w/tubing, White 2	90.2082.00	
Valve ASSY,Button,Syringe,Autoclavable (2)	23.1232.01	
Syringe Nut ASSY,Locking	23.1090.00	
Screen,Ellipse,Solids Trap (10)	11.1284.01	

DESCRIPTION	PART NUMBER	PRICE
Support Center / Cuspidor		
Screw button head socket, 10-32 x 1/4", SST	002.094.02	
Switch assembly, normally open, momentary, 20", 2-MTE	43.0010.00	
Cuspidor kit, single manifold	90.1408.00	
Dental Light		
Lamp, halogen, 17V	041.709.00	
Lubriplate, 3/8 ounce tube	048.107.00	
Lens dental light (6300/571/572)	28.0503.01	
LED light label kit (2)	90.1513.00	
Shield assembly, dental light, 200, AHZ	28.1991.00	
Light shield assembly, 300	28.2031.00	
Lens shield and gasket, OTC, LED	90.1343.00	
Foot Control		
Retaining ring, internal, 5.00 OD	38.0237.00	
Toggle, FT Control, W/Pin,Gray 3	38.0075.04	
Universal		
HLDR, hex wrench set	009.018.00	
Lubricant, silicone, 5.3 oz	98.1120.00	
Lubricant,Silicone (6)	98.0090.01	
O-ring,EPDM,.426 ID X .070 Wall (10)	034.013.01	
O-ring,EPDM,.056 ID X .060W (10)	034.007.01	
O-ring,EPDM,.921 ID X .139 Wall	034.213.00	
O-ring,EPDM,.206 ID X .103 Wall (10)	034.107.01	





A-dec Upgrades & Accessories







Section Contents

- 21 A-dec 500 Tray Holders
- 22 A-dec 300 and Performer Tray Holders
- 23 Trays, Delivery System, and Organizers
- 25 Amalgamator and Bitewing Viewer
- 26 Monitor Mounts
- 27 Consumables
- 28 A-dec ICV Kits and Flush Dock
- 29 Toeboard Covers
- 30 Upholstery Replacement
- 32 Lights and Stools Upgrades



A-dec 500 Tray Holders


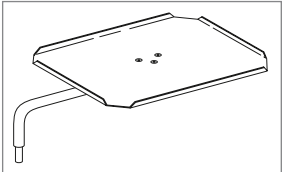

A-DEC 500 (VERSION B) AND 500pro DELIVERY TRAY HOLDERS			
<ul style="list-style-type: none"> Rotating tray holder arm Removable stainless steel tray holder Washable tray holder pad 			
PRODUCT DESCRIPTION	PART NUMBER	PRICE	
A-dec 532 (Version B), A-dec 532pro, A-dec 533 (Version B) and A-dec 533pro Side Mount			
	Small tray holder 6.09" x 9.15" (155 mm x 232 mm)	77.2038.00	
	Standard tray holder 9.55" x 13.55" (243 mm x 363 mm)	77.1776.00	
	Large tray holder 11.65" x 17" (296 mm x 432 mm)	77.1777.00	
A-dec 533 (Version B) and A-dec 533pro Bottom Mount			
	Small tray holder 6.09" x 9.15" (155 mm x 232 mm)	77.2128.00	
	Standard tray holder 9.55" x 13.55" (243 mm x 363 mm)	77.1778.00	
	Large tray holder 11.65" x 17" (296 mm x 432 mm)	77.1779.00	
A-dec 541 (Version A and B) Duo Delivery, A-dec 541pro and A-dec 545sta Assistant's Instrumentation			
	Small tray holder 6.09" x 9.15" (155 mm x 232 mm)	77.2040.00	
	Standard tray holder 9.55" x 13.55" (243 mm x 363 mm)	77.2041.00	
	Large tray holder 11.65" x 17" (296 mm x 432 mm)	77.2042.00	
	Post-Mount Tray Holder Adapter Compatible with 77.2040.00, 77.2041.00, 77.2042.00, 77.1867.00, and 77.1871.00 only		
	1.5" post-mount tray holder adapter	90.2027.00	
	2" post-mount tray holder adapter	90.2028.00	


A-DEC 500 (VERSION B)/500pro/300pro STAINLESS STEEL TRAY HOLDERS AND WASHABLE PADS		PART NUMBER	PRICE
	Stainless steel tray holder only, small 6.09" x 9.15" (155 mm x 232 mm)	77.1963.00	
	Stainless steel tray holder only, standard 9.55" x 13.55" (243 mm x 363 mm)	77.1516.00	
	Stainless steel tray holder only, large 11.65" x 17" (296 mm x 432 mm)	77.1517.00	
	Tray holder pad, small	77.1964.00	
	Tray holder pad, standard	77.1637.00	
	Tray holder pad, large	77.1687.00	
	Tray pad, for A-dec 532B traditional delivery head	77.1688.00	

A-DEC 500 (VERSION A) TRAY HOLDERS			
<ul style="list-style-type: none"> Arm-mounted rotating tray holder 			
PRODUCT DESCRIPTION	PART NUMBER	PRICE	
A-dec 532 (Version A) Traditional and A-dec 542 Side Delivery System			
	Standard tray holder 10.3" x 14.3" (262 mm x 363 mm)	77.1024.00	
	Large tray holder 12.5" x 17.3" (318 mm x 439 mm)	77.1023.00	
A-dec 533 (Version A) Continental Delivery System			
	Standard tray holder 10.3" x 14.3" (262 mm x 363 mm)	77.1024.01	
	Large tray holder 12.5" x 17.3" (318 mm x 439 mm)	77.1023.01	
A-dec 581			
	Standard tray holder 10.3" x 14.3" (262 mm x 363 mm)	77.0350.01	
	Large tray holder 12.5" x 17.3" (318 mm x 439 mm)	77.0351.01	

A-dec 300 and Performer Tray Holders

A-DEC 300 DELIVERY TRAY HOLDERS		
<ul style="list-style-type: none"> • Arm-mounted rotating tray holder 		
PRODUCT DESCRIPTION	PART NUMBER	PRICE
A-dec 332pro, 333pro, 334pro, 335pro, 336pro, 342pro Side Mount Also compatible with all legacy Traditional 300 delivery systems		
	Small tray holder 6.09" x 9.15" (155 mm x 232 mm)	77.2067.00
	Standard tray holder 9.55" x 13.55" (243 mm x 363 mm)	77.2068.00
	Large tray holder 11.65" x 17" (296 mm x 432 mm)	77.2069.00
A-dec 333pro, 335pro Bottom Mount Also compatible with all legacy Continental 300 delivery systems		
	Small tray holder 6.09" x 9.15" (155 mm x 232 mm)	77.2070.00
	Standard tray holder 9.55" x 13.55" (243 mm x 363 mm)	77.2071.00
	Large tray holder 11.65" x 17" (296 mm x 432 mm)	77.2072.00

Tray Holders		
 39.1115.00	 17.1047.00	
 17.1051.00	<ul style="list-style-type: none"> • Arm-mounted rotating tray holder 	
PRODUCT DESCRIPTION	PART NUMBER	PRICE
For Radius 2132, Cascade 2150, 2151, and 2152 10" x 14" (254 mm x 356 mm) (includes tray and pad) tray color: white	39.1115.00	
For Radius 2122, Cascade 2140, 2141, and 2142 (serial numbers E443922 and subsequent) 10" x 14" (254 mm x 356 mm) tray color: white	17.1051.00	
For Cascade 3171, 3175, 4631, 4635, 2615, 2671, 318 19.5" x 12.5" (241 mm x 318 mm)	17.1047.00	

PERFORMER DELIVERY TRAY HOLDERS		
	<ul style="list-style-type: none"> • Includes tray holder, mounting bracket, and mounting hardware • Shown on control head with optional tray 	
PRODUCT DESCRIPTION	PART NUMBER	PRICE
Standard tray holder 9.5" x 13.5" (241 mm x 343 mm)	39.1380.00	
Large tray holder	39.1390.00	
Thumb screw	027.070.00	

Trays, Delivery System, and Organizers

Stainless Steel Trays

043.001.00 Stainless steel tray, standard
9.5" x 13.5" (241 mm x 343 mm)

043.006.00 Stainless steel tray, large
11.5" x 17" (292 mm x 432 mm)



A-dec 500 Accessory Hook

77.1704.00



- A-dec 500 (Version B) only
- A-dec 500 accessory hook mounts to the left or right side of a 500 chair-mounted delivery system

A-dec 300 Washable Tray Pad

39.0790.02 Washable tray pad, large (5)


39.0790.03 Washable tray pad, small (5)



- Firmly holds stainless instrument tray to flat surface
- Large size: 6" x 11.5" (152 mm x 292 mm)
- Small size: 6" x 9" (152 mm x 229 mm)

Control Top Assembly

39.1024.00



- Cascade, Radius and 2671 cart control heads


A-dec 300 Brake Handle Kit

90.1281.00 Brake handle

12 O'Clock Worksurface Bumper and Plug

77.0541.01 Bumper, white


77.0542.01 Plug, white





- For worksurface when no tray is present

Cascade and Radius Brake Handle Kit

90.1013.00 Brake handle



- Includes brake handle and necessary hardware
- Mounts for right- or left-hand use

UPGRADE KITS		PART NUMBER	PRICE
A-dec+ Gateway Assembly Kit		43.0531.00	
A-dec 300 to 300pro Continental upgrade kit		90.1842.00	
	Control Pad 5 (CP5) upgrade kit, 300pro deliveries	90.1843.00	
	Control Pad 5 (CP5) upgrade kit, 545 only	90.1902.00	
	Control Pad 5i (CP5i) upgrade kit, 300pro deliveries Includes solenoid manifold and USB pass-through	90.1844.00	
	Control Pad 5i (CP5i) upgrade kit, 300pro deliveries User interface only	90.1920.00	

Trays, Delivery System, and Organizers

Instrument Pads

77.0070.01 A-dec 533 (Version A), White 2



- Easily removable
- Dishwasher safe

77.1225.00 A-dec 333/335, White 2

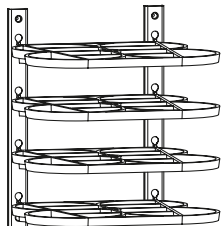


- Easily removable
- Dishwasher safe

Preference ICC Instrument Storage Rack

56.0966.00 Kit

56.0627.00 Instrument storage rack



- Kit includes (2) brackets and (4) instrument storage racks

Tubs and Dividers

11.0272.00 Tub and divider, White 2

11.0270.00 Tub only, White 2

11.0270.01 Tubs (5), White 2

11.0271.00 Divider only, White 2



Storage Box Assembly

16.0562.00 Box assembly, w/dividers

16.0568.01 Hinge (10)

16.0566.00 Cover only

16.0564.00 Box only



Tubing Bundles

Bundles include both Doctor's and Assistant's tubings

Doctor's delivery:

- (3) 4-hole handpiece tubing
- (1) 6-pin handpiece tubing
- Standard QD syringe with tubing
- Standard 11 mm HVE with EasyFlex tubing
- Foot control tubing

Assistant's delivery:

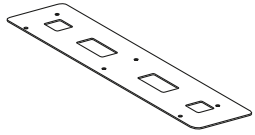
- Standard QD syringe with tubing
- Standard 11 mm HVE with EasyFlex tubing
- Standard SE with EasyFlex tubing

PRODUCT DESCRIPTION	PART NUMBER	PRICE
A-dec 300/500 Traditional		
With A-dec 551	90.2052.00	
With A-dec 351	90.2055.00	
With A-dec 352/353/545	90.2057.00	
A-dec 300/500 Continental		
With A-dec 551	90.2054.00	
With A-dec 351	90.2056.00	
With A-dec 352/353/545	90.2058.00	
A-dec 541		
A-dec 541	90.2053.00	
Cascade/Decade		
Cascade/Decade	90.2076.00	

Amalgamator and Bitewing Viewer

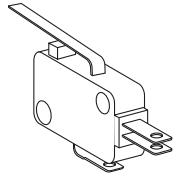
Amalgamator 6440 Motor Sling

44.0118.00



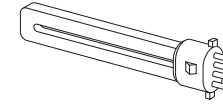
Amalgamator 6450 Stop Switch

044.184.00



Bitewing Viewer Bulb

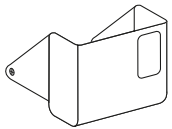
041.501.00



- For Performer I, II, and III, Cascade and Radius
- Lamp fluorescent, 9W, 4100 K Osram/Sylvania Part #20317 Base Delux S/E

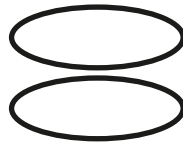
Amalgamator 6450 Lid

44.0216.00



Amalgamator 6450 Drive Belts

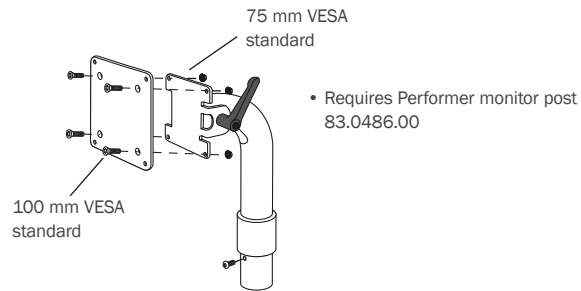
035.040.01 (2)



Monitor Mounts

Radius Flat-panel Mount

35.1723.00



Performer Monitor Post Assembly

83.0486.00



Lever for A-dec 300 Monitor Mount

025.106.00




Plug A-dec Monitor Mount Flexarm

018.026.02 Surf

018.026.03 Gray 3

018.026.04 White

018.026.05 Slate



- Plug for the bottom of the vertical post from the ceiling

Consumables

A-dec Evacuation System Cleaner

91.0060.00 33 fl oz (976 mL)

Liquid concentrate, 12 bottles

91.0061.00 128 fl oz (3.78 L)

Liquid concentrate, 4 bottles with pumps



128 fl oz (3.78 L)



33 fl oz (976 mL)

A-dec ICX Restore Waterline Shock Treatment

90.1821.00 Case



- Case contains (4) boxes with (9) applications per box
- Only available in Canada

A-dec ICX Renew Waterline Shock Treatment

90.1691.00 Case



- Case contains (4) boxes with (9) applications per box
- Availability varies. Contact customer service for your region's availability

A-dec ICX Waterline Treatment Tablet




90.1065.00 Case, 2-liter tablets

90.1064.00 Case, 0.7L tablet



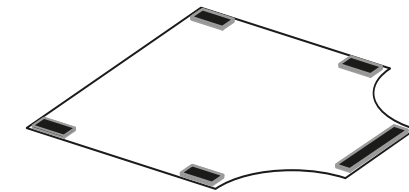
- Case contains (36) boxes with (50) tablets each

A-dec ICV Kits and Flush Dock

PREFERENCE ICV KITS		PART NUMBER	PRICE
	ICV front face kit for (2) 15 mm HVE, (1) SE Includes: Face plate, IG, (2) 15 mm, (1) SE	90.1791.00	
	ICV front face kit for (1) 11 mm HVE , (1) 15 mm HVE, (1) SE Includes: Face plate, IG, (1) 11 mm , (1) 15 mm, (1) SE	90.1785.00	
INSPIRE ICV KITS		PART NUMBER	PRICE
	With Touch Pad Label		
	ICV power panel kit for (2) 15 mm HVE, (1) SE Includes: Face plate, IG, (2) 15 mm, (1) SE	90.1788.00	
	ICV power panel kit for (1) 11 mm HVE , (1) 15 mm HVE, (1) SE Includes: Face plate, IG, (1) 11 mm , (1) 15 mm, (1) SE	90.1786.00	
	ICV power panel kit for (2) 11 mm HVE , (1) SE Includes: Face plate with PCB assembly	57.0128.00	
	Without Touch Pad Label		
	ICV power panel kit for (2) 15 mm HVE, (1) SE Includes: Face plate, IG, (2) 15 mm, (1) SE	90.1789.00	
	ICV power panel kit for (1) 11 mm HVE , (1) 15 mm HVE, (1) SE Includes: Face plate, IG, (1) 11 mm , (1) 15 mm, (1) SE	90.1787.00	
	ICV power panel kit for (2) 11 mm HVE , (1) SE Includes: Face plate with blank label, (2) 11 mm HVE, (1) SE	57.0129.00	
	ICV Printed Circuit Board Assembly, Kit	90.1155.00	
FLUSH DOCK		PART NUMBER	PRICE
	<ul style="list-style-type: none"> • Syringe pocket is specifically designed to press and hold the A-dec syringe water button (A-dec syringes only). • Handpiece holders can accommodate a wide spectrum of handpiece tubing nuts and ends. • Container top is removeable to easily clean the holder slots. • Lid has space for two traditional or one Continental® syringe, allowing doctor and assistant delivery flush at the same time, along with four handpiece slots (remove handpiece to flush line). 		
	A-dec Flush Dock	11.1419.00	

Toeboard Covers

TOEBOARD COVERS BY MODEL	PART NUMBER	PRICE
A-dec 511 (Version B)		
511 (version B), F02 formed	62.1063.00	
511 (version B), S02 sewn	62.1065.00	
511 Elastomer Armature Kit Includes elastomer and velcro attachment strips	90.1779.00	
A-dec 511 (Version A)		
511 (version A), F01 formed	62.0156.00	
511 (version A), S01 sewn	62.0184.00	
511 Elastomer Armature Kit Includes elastomer and velcro attachment strips	90.1779.00	
A-dec 411		
411, formed	62.0848.00	
411, sewn	62.0847.00	
A-dec 311B		
311B, formed	62.0848.00	
311B, sewn	62.0963.00	
A-dec 311A		
311A, formed	62.0676.00	
311A, sewn	62.0685.00	
Cascade		
1040, formed	61.1679.00	
1040, sewn	61.2619.00	
Decade		
1011/1021/1221, formed or sewn	61.1679.00	
Performer		
I and II	61.1679.00	
III	61.2619.00	



Upholstery Replacement

Please have chair serial number information available for replacement upholstery.

For replacement custom or special sewn upholstery for A-dec chairs, contact customer service at 1.800.547.1883. UPS shipping available.

View the latest information on upholstery, laminate, and solid surface colors by visiting a-dec.com/color. You will find color previews and part numbers for sewn and formed upholstery as well as laminates, solid surface, and quartz offerings. Once you have finished exploring, you can even order color samples.

Sewn

- | | | |
|-----------------------------------|--|--------------------------------------|
| <input type="checkbox"/> Almond | <input type="checkbox"/> Diplomat Blue | <input type="checkbox"/> Poseidon |
| <input type="checkbox"/> Apricot | <input type="checkbox"/> Ebony | <input type="checkbox"/> Red |
| <input type="checkbox"/> Arctic | <input type="checkbox"/> Fuchsia | <input type="checkbox"/> Riviera |
| <input type="checkbox"/> Arugula | <input type="checkbox"/> Granite | <input type="checkbox"/> Sable |
| <input type="checkbox"/> Bayou | <input type="checkbox"/> Lapis | <input type="checkbox"/> Sassy |
| <input type="checkbox"/> Cave | <input type="checkbox"/> Pacific | <input type="checkbox"/> Schooner |
| <input type="checkbox"/> Chamois | <input type="checkbox"/> Papyrus | <input type="checkbox"/> Sky |
| <input type="checkbox"/> Charcoal | <input type="checkbox"/> Parrot | <input type="checkbox"/> St. John |
| <input type="checkbox"/> Curry | <input type="checkbox"/> Pecan | <input type="checkbox"/> Timberwolf |
| <input type="checkbox"/> Cyan | <input type="checkbox"/> Plum | <input type="checkbox"/> Vivid Punch |

Formed





- | | | |
|------------------------------------|-------------------------------------|-----------------------------------|
| <input type="checkbox"/> Amethyst | <input type="checkbox"/> Hazelnut | <input type="checkbox"/> Sky Blue |
| <input type="checkbox"/> Black | <input type="checkbox"/> Indigo | <input type="checkbox"/> Tawny |
| <input type="checkbox"/> Carbon | <input type="checkbox"/> Lemongrass | |
| <input type="checkbox"/> Driftwood | <input type="checkbox"/> Sapphire | |

Formed Performer eVo

- | |
|------------------------------------|
| <input type="checkbox"/> Crow |
| <input type="checkbox"/> Olympic |
| <input type="checkbox"/> Sandstone |

Replacement Upholstery Sets:

Sets include headrest cushion, back, seat, toeboard cover and armrest where applicable.

PRODUCT DESCRIPTION	CONFIGURED PART NUMBER	PRICE
A-dec 511		
<input type="checkbox"/> White	VC0009.0002	
<input type="checkbox"/> Surf (Only available in S01 or F01)	VC0009.0001	
<input type="checkbox"/> Sewn	VC0463.0011	
 <input type="checkbox"/> Sewn S01 upholstery		
 <input type="checkbox"/> Sewn S02 upholstery		
<input type="checkbox"/> Formed	VC0463.0010	
 <input type="checkbox"/> Formed F01 upholstery		
 <input type="checkbox"/> Formed F02 upholstery		
A-dec 411		
<input type="checkbox"/> Sewn	VC0463.0007	
<input type="checkbox"/> Formed	VC0463.0200	
<input type="checkbox"/> For knob-style headrest	VC0035.0002	
<input type="checkbox"/> For lever-style headrest	VC0035.0001	
A-dec 311 (Version B)		
<input type="checkbox"/> Sewn (Includes dual-articulating headrest cushion)	VC0463.0167	
<input type="checkbox"/> Formed (Includes dual-articulating headrest cushion)	VC0463.0166	

PRODUCT DESCRIPTION	CONFIGURED PART NUMBER	PRICE
A-dec 311 (Version A)		
<input type="checkbox"/> Sewn	VC0463.0205	
<input type="checkbox"/> Formed	VC0463.0198	
<input type="checkbox"/> For dual-articulating headrest	VC0035.0004	
<input type="checkbox"/> For adjustable neck support (Not allowed on 311A sewn)	VC0035.0005	
A-dec 311xlc		
<input type="checkbox"/> Formed	VC0463.0262	
Performer III / 8000B		
<input type="checkbox"/> Formed	VC0463.0238	
<input type="checkbox"/> Narrow back	VC0013.0002	
<input type="checkbox"/> Contoured back	VC0013.0001	
Cascade/Decade/Decade Plus		
<input type="checkbox"/> Cascade 1040 sewn	VC0463.0024	
<input type="checkbox"/> Cascade 1040 formed	VC0463.0192	
<input type="checkbox"/> Decade 1021/1011 formed	VC0463.0189	
<input type="checkbox"/> Decade Plus 1221 sewn	VC0463.0027	
<input type="checkbox"/> Decade Plus 1221 formed	VC0463.0195	
A-dec 200		
<input type="checkbox"/> Formed	—	

Upholstery Replacement

Please have chair serial number information available for replacement upholstery.

For replacement custom or special sewn upholstery for A-dec chairs, contact customer service at 1.800.547.1883. UPS shipping available.

View the latest information on upholstery, laminate, and solid surface colors by visiting a-dec.com/color. You will find color previews and part numbers for sewn and formed upholstery as well as laminates, solid surface, and quartz offerings. Once you have finished exploring, you can even order color samples.

Sewn

- | | | |
|-----------------------------------|--|--------------------------------------|
| <input type="checkbox"/> Almond | <input type="checkbox"/> Diplomat Blue | <input type="checkbox"/> Poseidon |
| <input type="checkbox"/> Apricot | <input type="checkbox"/> Ebony | <input type="checkbox"/> Red |
| <input type="checkbox"/> Arctic | <input type="checkbox"/> Fuchsia | <input type="checkbox"/> Riviera |
| <input type="checkbox"/> Arugula | <input type="checkbox"/> Granite | <input type="checkbox"/> Sable |
| <input type="checkbox"/> Bayou | <input type="checkbox"/> Lapis | <input type="checkbox"/> Sassy |
| <input type="checkbox"/> Cave | <input type="checkbox"/> Pacific | <input type="checkbox"/> Schooner |
| <input type="checkbox"/> Chamois | <input type="checkbox"/> Papyrus | <input type="checkbox"/> Sky |
| <input type="checkbox"/> Charcoal | <input type="checkbox"/> Parrot | <input type="checkbox"/> St. John |
| <input type="checkbox"/> Curry | <input type="checkbox"/> Pecan | <input type="checkbox"/> Timberwolf |
| <input type="checkbox"/> Cyan | <input type="checkbox"/> Plum | <input type="checkbox"/> Vivid Punch |

Formed

- | | | |
|------------------------------------|-------------------------------------|-----------------------------------|
| <input type="checkbox"/> Amethyst | <input type="checkbox"/> Hazelnut | <input type="checkbox"/> Sky Blue |
| <input type="checkbox"/> Black | <input type="checkbox"/> Indigo | <input type="checkbox"/> Tawny |
| <input type="checkbox"/> Carbon | <input type="checkbox"/> Lemongrass | |
| <input type="checkbox"/> Driftwood | <input type="checkbox"/> Sapphire | |

Formed Performer eVo

- | |
|------------------------------------|
| <input type="checkbox"/> Crow |
| <input type="checkbox"/> Olympic |
| <input type="checkbox"/> Sandstone |

Replacement Upholstery Sets:

Sets include headrest cushion, back, seat, toeboard cover and armrest where applicable.

PRODUCT DESCRIPTION	CONFIGURED PART NUMBER	PRICE
Doctor's Stools		
<input type="checkbox"/> 521 doctor's upholstery set, sewn	VC0463.0225	
<input type="checkbox"/> 521 seat upholstery, sewn	VC0463.0219	
<input type="checkbox"/> 521 back upholstery, sewn	VC0463.0211	
<input type="checkbox"/> 421 doctor's upholstery set, sewn (Previously 1601 Contoured)	VC0463.0227	
<input type="checkbox"/> 421 doctor's upholstery set, formed (Previously 1601 Contoured)	VC0463.0227	
<input type="checkbox"/> 321 doctor's upholstery set, formed	VC0463.0281	
Assistant's Stools		
<input type="checkbox"/> 522 assistant's seat upholstery, sewn	VC0463.0220	
<input type="checkbox"/> 522 assistant's back upholstery, sewn	VC0463.0212	
<input type="checkbox"/> 422 assistant's upholstery set, sewn (Previously 1622 Contoured round)	VC0463.0230	
<input type="checkbox"/> 422 assistant's upholstery set, formed (Previously 1622 Contoured round)	VC0463.0230	
<input type="checkbox"/> 322 assistant's upholstery set, formed	VC0463.0283	

NOTE: For A-dec 200 stool upholstery replacement please contact Customer Service

PRODUCT DESCRIPTION	ITEM PART NUMBER	PRICE
Headrest Mechanisms		
<input type="checkbox"/> Lever-style (White)	90.1091.01	
<input type="checkbox"/> Knob-style 311B/411	62.1195.00	
<input type="checkbox"/> Knob-style 311A	62.0631.01	

PRODUCT DESCRIPTION	ITEM PART NUMBER	PRICE
Armrest Kits		
<input type="checkbox"/> 511 (version B)	90.1686.00	

PRODUCT DESCRIPTION	ITEM PART NUMBER	PRICE
Seat Armature Parts		
<input type="checkbox"/> 511 seat armature lock kit	90.1105.00	
<input type="checkbox"/> 511 seat armature clip set (After April 2019)	90.1746.00	

PRODUCT DESCRIPTION	ITEM PART NUMBER	PRICE
Dental Booster Seat		
<input type="checkbox"/> Ebony	62.1311.77	
<input type="checkbox"/> Parrot	62.1311.96	

Lights and Stools Upgrades

LED Touchless Sensor Upgrade Kit

90.1811.00 500

90.1927.00 300



- For touchless on/off light activation
- Gray 3 color (only)
- Replaces manual momentary switch
- Compatible with all A-dec 300 LED and A-dec 500 LED lights

LED Light Upgrade

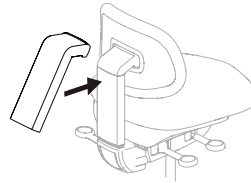
28.1924.00 Gray



- Upgrade for existing A-dec halogen lights
- Compatible with most A-dec lights after 1993
- See note below regarding protective barriers

521/522 Stool Back Bumper

90.1767.00 White 2



- Snap on bumper/cover

A-dec 500 Stool Casters

90.1527.00 (5)



One-Piece Casters for Carts and Stools

65.1625.03 Tile (5), Surf

65.1625.04 Tile (5), Gray 3

65.0286.03 Carpet (5), Dark Surf

65.0286.05 Carpet (5), Gray 3



- Tile caster has plastic wheel with rubber surface for use on tile floors

A-dec Service & Repair



Section Contents

35	Clinical Products
39	Self-Contained Water Systems
45	Components
51	Fittings
61	Floor Boxes
67	Tools
71	Tubing
81	Valves
89	Syringes
95	Foot Controls
103	Handpiece Controls and Holders
115	Electrical Components
123	Vacuum Components
133	Cuspidors
141	Lights
147	Chairs and Stools
159	Dental Cabinetry
177	Mechanical Room

Intraoral Light Sources, Bulbs, and Tooth Dryer

Quad Voltage Intraoral Light Source

90.1168.00 A-dec 300 Quad Volt IOLS kit
(Equipped to light (4) handpieces)


76.8112.00 Performer Quad Volt IOLS kit

90.1358.00 2122/2132 Quad Volt IOLS kit

90.1359.00 3420/2561 Quad Volt IOLS kit

90.1360.00 4631 Quad Volt IOLS kit

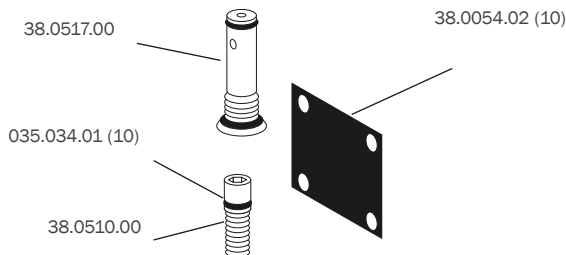
90.1382.00 QVIOLS switch kit



- Fiber-optic intraoral light source
- Requires fiber-optic handpiece tubing, 24 VAC
- All IOLS come equipped to light (2) handpieces
- A-dec 300 kit equipped to light (4) handpieces
- To add additional handpieces order the QVIOLS Switch Kit

IOLS kit for A-dec 300

Tooth Dryer End Cap Parts



Tooth Dryer

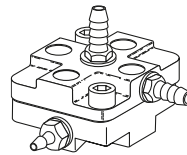
11.0232.00



- For tubing options, see tubing section
- Handpiece only

Tooth Dryer Relay Valve

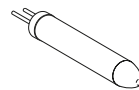
34.0043.00



- 1/8" barb (1)
- 1/4" barbs (2)

A-dec Replacement Bulbs

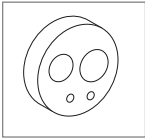
041.317.00 Xenon, 3.5V, .75A



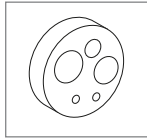
- For 5-hole handpiece tubing

High-speed and Low-speed Replacement Parts

Handpiece Gaskets



4-hole



5-hole

- Seals connection between handpiece and handpiece tubing terminal

HANDPIECE MODEL	PART NUMBER	PRICE
A-dec handpieces		
4-hole Midwest	50.0056.00	
A-dec fiber-optic handpieces		
5-hole A-dec only	50.0057.00	

Advanced Air and Pressure Gauge

Advanced Air Replacement Parts

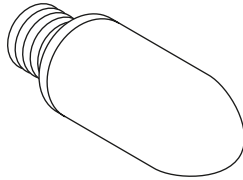
98.1164.00 Tubing only, 64" silicone

98.1167.00 Tubing only, 85" silicone



A-dec Handpiece Exhaust Muffler

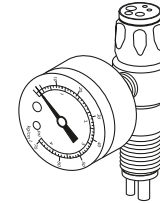
98.0660.00



- Attaches to any 4-hole vinyl handpiece tubing
- Particularly effective in quieting handpiece exhaust inside the control head

Handpiece Pressure Gauge (single)

50.0271.00



- Fit all handpiece couplers, except Borden 3-hole

Electric Motors Replacement Parts

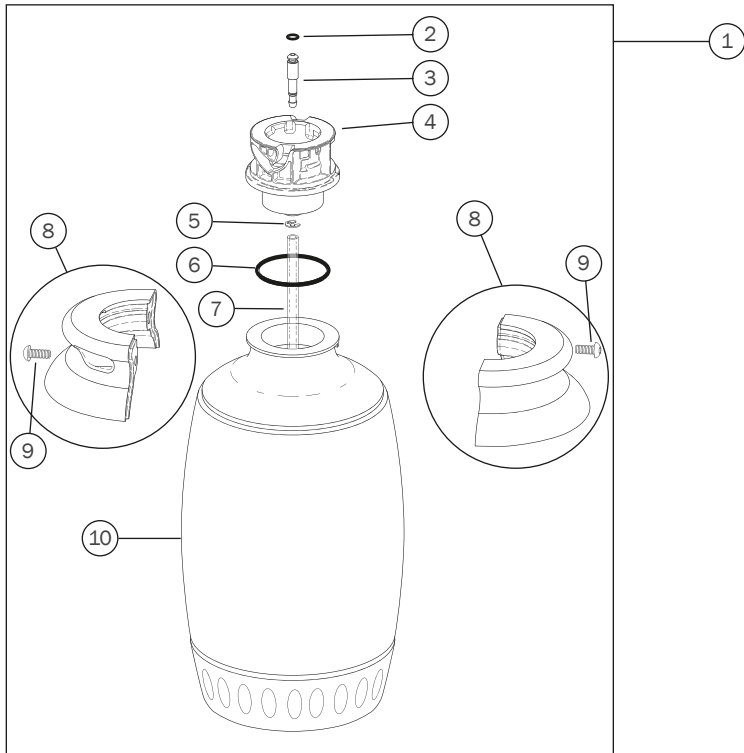
KAVO KL 703 ELECTRIC MOTOR REPLACEMENT PARTS	PART NUMBER	PRICE
Motor		
Motor Only, Intra™ LUX KL 703 LED Motor	54.0838.00	
Control Module		
EMC-703 control module (2 positions maximum) (Handpiece tubing not included) Use with: KL 703 LED Motor	54.0809.01	
Tubing		
KL 703 tubing, medium length For 532, 532pro, 533, 533pro, and all 300 Use with: KL 703 LED Motor	54.0807.01	
KL 703 tubing, long length For 541, 541pro and 341pro Use with: KL 703 LED Motor	54.0808.01	

A-DEC 501 ELECTRIC MOTOR REPLACEMENT PARTS	PART NUMBER	PRICE
Motor		
Motor Only, A-dec 501 Motor	54.0790.00	
Control Module		
A-dec 501 control module (2 positions maximum) (Handpiece tubing not included) Use with: A-dec 501 Motor	54.0601.02	
Tubing		
A-dec 501 tubing, short length For all 300 Use with: A-dec 501 Motor	54.0796.01	
A-dec 501 tubing, medium length For all 532, 532pro, 533, and 533pro Use with: A-dec 501 Motor	54.0797.01	
A-dec 501 tubing, long length For 541, 541pro and 341pro Use with: A-dec 501 Motor	54.0798.01	
O-rings		
O-ring, Blue, A-dec 501 motor insert Use with: A-dec 501 Motor	54.0803.00	
O-ring, Black, A-dec 501 motor insert Use with: A-dec 501 Motor	54.0804.00	
O-ring, A-dec 501 motor tubing connection Use with: A-dec 501 Motor	54.0805.00	

A-DEC XC10 AND XC10 REPLACEMENT PARTS	PART NUMBER	PRICE
Motor		
XC10 motor (non-CE version)	54.1005.00	
XC10 motor (CE version)	54.1017.00	
Control Module		
Control module for XC10	54.1002.01	
Tubing		
XC10 tubing assembly, medium length	54.1003.01	
XC10 tubing assembly, long length	54.1004.01	
Components		
Blow-out cleaning adapter	53.1135.00	
Coupler o-ring set (3)	53.1119.00	
Flat gasket / motor to tubing seal	53.1126.00	
O-ring, 17 x 1 for motor base	53.1133.00	

NSK NLZ AND NLX REPLACEMENT PARTS	PART NUMBER	PRICE
Motor		
NLZ motor (non-CE version)	54.0602.00	
NLZ motor (CE version)	54.0985.00	
NLX Nano motor	54.0438.00	
Control Module		
Control module for NLZ (non-CE version)	54.0601.01	
Control module for NLZ (CE version)	54.0986.01	
Tubing		
NLZ Tubing assembly 68"	54.0689.01	
NLZ Tubing assembly 82"	54.0604.01	
NLX Tubing assembly 61"	54.0442.00	
NLX Tubing assembly 68"	54.0707.01	

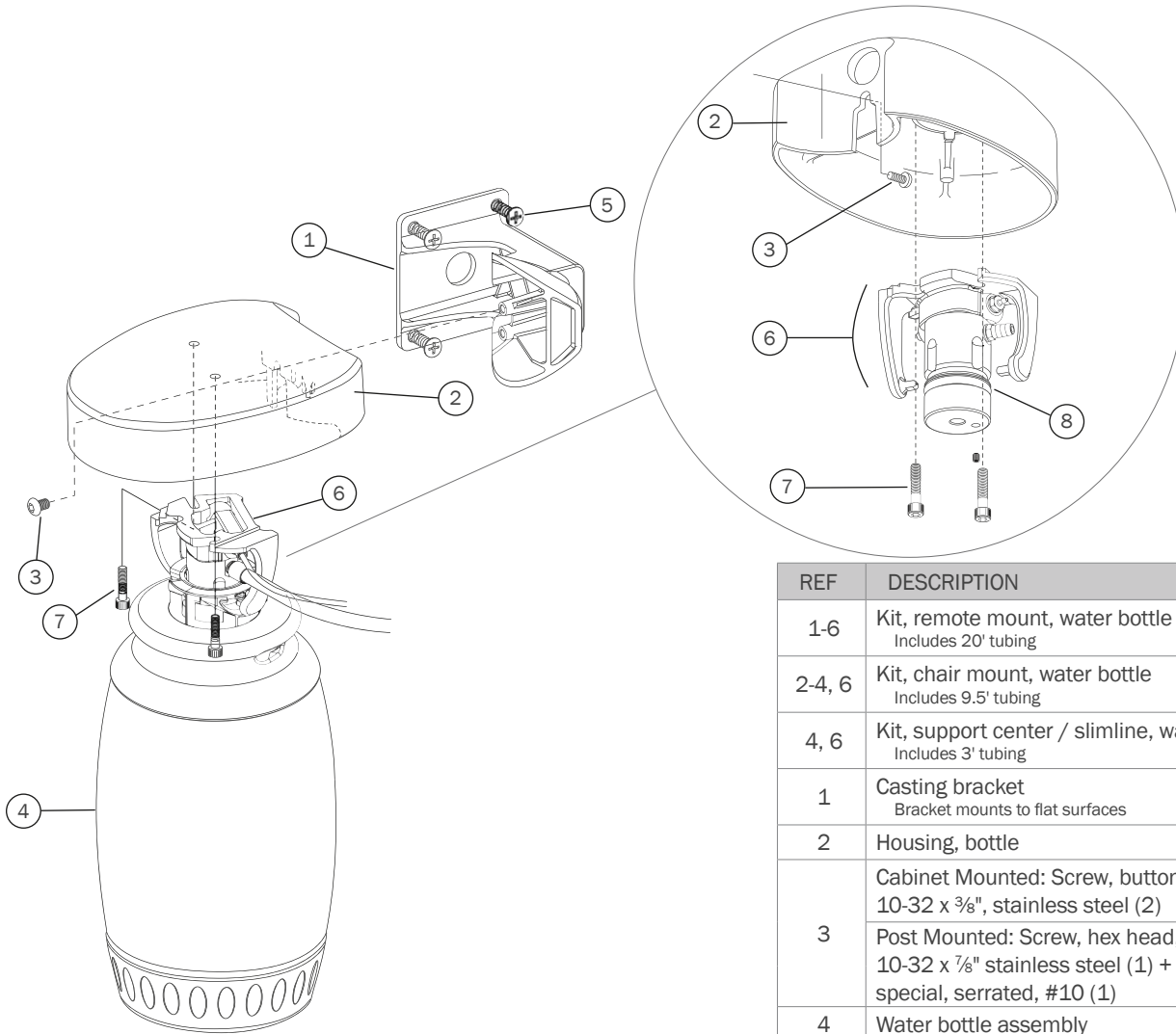
A-dec 500 and 300



REF	DESCRIPTION	PART NUMBER	PRICE
1	Water bottle assembly	90.1768.01	
2	O-ring, AS568-006, 0.114 ID x 0.070 W	030.006.02	
3	Connector, water	14.0457.00	
4	Receptacle	14.0453.00	
5	Retaining ring, external tooth, .187" ID	010.002.00	
6	O-ring, N, 1.612 ID x .103 W (10)	031.130.01	
7	Tube, supply, 8 inch long	14.0467.00	
8	Clamp kit, water bottle (Includes 005.110.00)	90.1550.01	
9	Screw, button head socket, 10-32 x 1/2"	005.110.00	
10	Water bottle with base	90.2081.00	

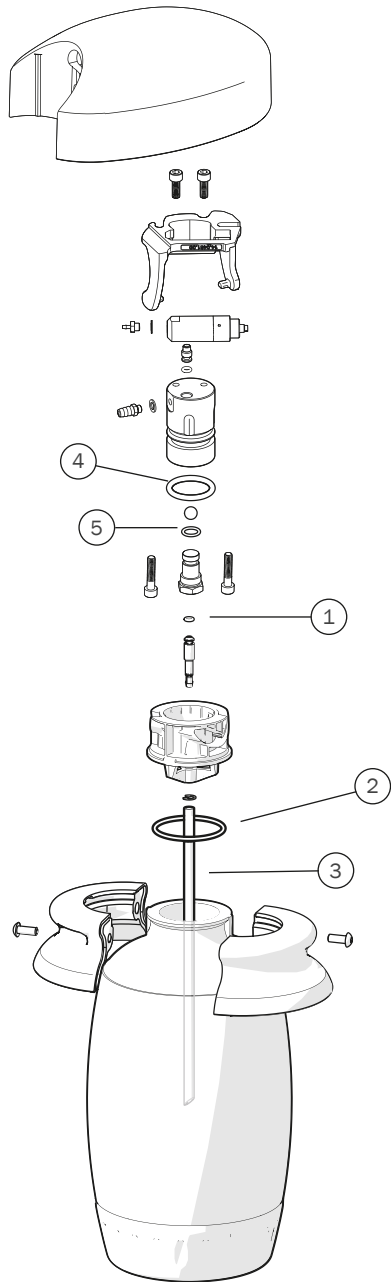
Note: Use care when servicing this water bottle, be sure to align the clamp with the detent on the bottle to successfully reassemble the parts without causing damage.

A-dec 500 and 300



REF	DESCRIPTION	PART NUMBER	PRICE
1-6	Kit, remote mount, water bottle Includes 20' tubing	14.0471.00	
2-4, 6	Kit, chair mount, water bottle Includes 9.5' tubing	14.0484.00	
4, 6	Kit, support center / slimline, water bottle Includes 3' tubing	14.0464.02	
1	Casting bracket Bracket mounts to flat surfaces	77.0420.01	
2	Housing, bottle	14.0455.04	
3	Cabinet Mounted: Screw, button head socket, 10-32 x 3/8", stainless steel (2)	005.012.05	
	Post Mounted: Screw, hex head, flanged, 10-32 x 7/8" stainless steel (1) + Lock washer, special, serrated, #10 (1)	005.136.00 004.261.00	
4	Water bottle assembly	90.1768.01	
5	Screw, raised head, Phillips, 5 mm x 105 mm, steel zinc	003.071.00	
6	Receptacle assembly	90.1101.00	
7	Screw, 10-32 x 7/8", socket head (pre 2008)	002.112.00	
	Screw, 10-32 x 1/2", socket head, SST (post 2008)	002.135.00	
8	O-ring, E, 0.921 ED x 0.139 W	034.213.00	
	Jacket tubing 5/16 x 1/8 (per foot)	024.200.00	

A-dec 500 and 300



Action Items

- Check self-contained water bottle sealing washer or o-rings, replace as necessary, and lubricate o-rings with A-dec silicone lubricant.
- Check the expiration date on the bottom of the self-contained water bottle and replace as necessary.

REF	DESCRIPTION	PART NUMBER	PRICE
1-5	Service Kit, Self-contained water system 300 / 500 Contains items 1-5	90.1612.00	
1	O-ring, AS568-006, .114 x .070 wall		
2	O-ring, 1.612 ID x .103 wall		
3	Supply tube, 8"		
4	O-ring, EPDM, .921 x .139 wall		
5	Retaining ring, external, .187 ID		

A-dec 500, 300, and 200

A-dec ICX Waterline 2-liter Treatment Tablet

90.1065.00 Case, 2-liter tablets



- Case contains (36) boxes with (50) tablets each

A-dec ICX Restore Waterline Shock Treatment

90.1821.00 Case



- Case contains (4) boxes with (9) applications per box
- Only available in Canada

A-dec ICX Renew Waterline Shock Treatment

90.1691.00 Case



- Case contains (4) boxes with (9) applications per box
- Availability varies. Contact customer service for your region's availability

Hole Plug for Unit

77.0263.01 Plug, no water bottle, White 2



- Plugs hole in front mount rigid arm when self-contained water bottle is not mounted

Water Bottle Brush

049.070.00



2-liter Water Bottle Cap

14.0491.01



541/545 (Version A & B) Water Bottle Mount Kit

90.1805.00 Water bottle mount kit (RH)

90.1828.00 Water bottle mount kit (LH)



A-dec 200 2-liter water bottle

14.0486.00

14.0488.00 2-liter pick-up tube



Water Bottle Tubing Grommet

018.094.00



- For routing water bottle tubing through dental furniture
- 3/4" (19 mm)
- White

Cascade and Prior

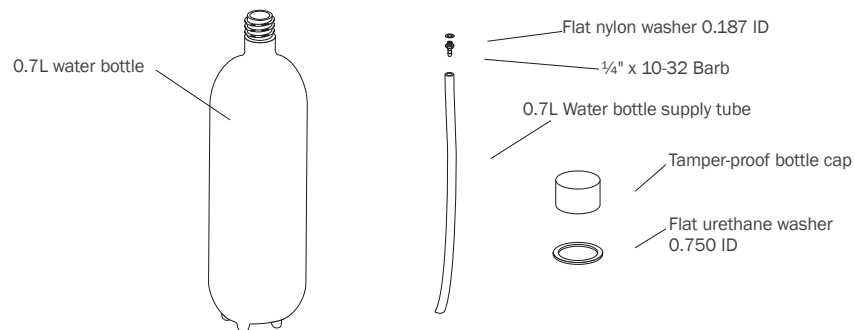
Self-Contained Water Systems with 0.7-liter Bottle



- Kits Include:
Regulator assembly
(2) 0.7L water bottles
Bottle receptacle assembly
Mounting hardware
- Can be used with ICX or an approved maintenance protocol to maintain dental water lines
- Provides water for handpieces and syringe

DESCRIPTION	PART NUMBER	PRICE
Universal mount For use with: 3072 wall-mount and pre-cascade systems Includes post and wall-mount brackets with 14.0308.02 style receptacle assembly	14.0299.00	
Cascade chair-mounted systems For use with: 2140/2150/2240/2250/4631/4635 cabinet-mount. Includes wall-mount bracket with 14.0408.00 style receptacle assembly	14.0406.00	
Radius 2122/2132 L/R systems Includes short stud With 14.0492.00 style receptacle assembly	14.0424.00	
Performer systems With 14.0408.00 style receptacle assembly	14.0451.00	
Tamper-proof bottle cap (2)	90.1824.00	

Replacement Parts for Self-Contained 0.7-liter Water Bottles



DESCRIPTION	PART NUMBER	PRICE
Replacement 0.7L water bottles (2)	90.0460.03	
0.7L water bottle service kit Includes (1) bottle, washer, supply tube, and barb fitting with washer	14.0416.00	
0.7L water bottle supply tube (6)	14.0332.01	
Flat nylon washer 0.187 ID (10)	004.005.02	
1/4" x 10-32 barb (10)	023.001.03	
Flat urethane washer 0.750 ID	004.137.00	
Tamper-proof bottle cap (2)	90.1824.00	

Cascade and Prior

Replacement Receptacle Assembly

for Self-Contained Water Systems

14.0408.00 Cap assembly
Cascade/Decade/Performer

14.0308.02 Cap assembly
Pre-Cascade Systems

14.0492.00 Cap assembly
Radius 2122/2132 w/short stud



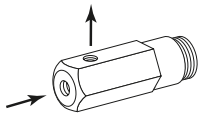
Cascade/Decade/
Radius/Performer



Pre-Cascade Systems

Regulator, Relieving, 40 psi

24.0388.02



- For self-contained water system
- Non-adjustable
- 10 - 32 inlet and outlet ports
- Includes 023.004.00 barb
- Includes 004.005.00 washer

Water Bottle Stud

14.0498.00 Water bottle stud with o-ring
Excludes 2122/2132

14.0499.00 Water bottle stud (short) with o-ring
Includes 2122/2132 after L612321



(Short)

A-dec ICX Waterline Treatment Tablet

90.1064.00 Case, 0.7L tablet



- For 0.7L bottles
- Case contains (36) boxes with (50) tablets each

A-dec ICX Restore Waterline Shock Treatment

90.1821.00 Case



- Case contains (4) boxes with (9) applications per box
- Only available in Canada


A-dec ICX Renew Waterline Shock Treatment

90.1691.00 Case

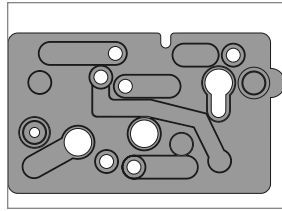


- Case contains (4) boxes with (9) applications per box
- Availability varies. Contact customer service for your region's availability


Diaphragms and Gaskets




Black (Reg/shut-off)
24.0137.01 (10)



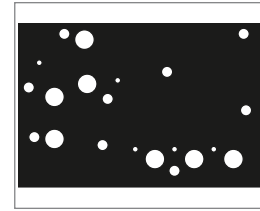
Red
38.0550.01 (5)




Black (Reg/shut-off)
22.0440.02 (10)
22.0440.01 (50)



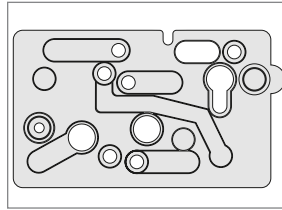
Black
24.0136.01 (10)



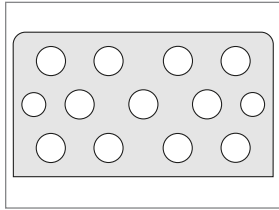
Black
38.0711.01 (5)




Black (Century II, front cap)
38.0179.02 (10)



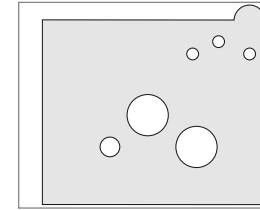
Clear (Century Plus, side)
38.0507.01 (10)




Clear (Excellence QD)
35.0574.01 (5)




Black
38.0519.01 (10)




Clear (Century II, side)
38.0186.02 (10)



Black
38.1787.01 (5)



Black (Century II, top cap)
38.0054.02 (10)
38.0054.01 (50)



Black (Century Plus, air/electric switch on top cap)
75.0911.01 (5)



Black
38.0120.01 (5)

NOTE: Number in parentheses indicates quantity.

Diaphragm and gasket illustrations are not to scale.

O-rings

Use A-dec O-rings

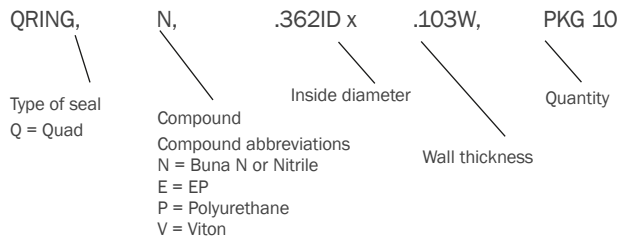
A-dec o-rings are made from specific ethylene propylene (EP), fluorocarbon (Viton) and nitrile (Buna N) compounds to provide the best performance. We recommend the use of A-dec o-rings in your A-dec equipment.

A-dec's silicone lubricant is a high quality silicone-based grease. It is ideal for lubricating A-dec o-rings. Before installing o-rings, always apply a light coating of silicone lubricant. This makes the installation of the o-ring easier and prevents the o-ring from being damaged. A-dec silicone lubricant is available in a package of 6 as Part Number 98.0090.01.

The use of petroleum-based lubricants (jellies, creams, or lotions) cause the o-rings in the syringe to swell and/or deteriorate, resulting in syringe malfunction or failure.

O-ring names

O-ring names, which appear on acknowledgements and invoices, provide the following informative descriptions:



Autoclavable O-ring Specification Chart

Package of 10

PART NUMBER	MATERIAL	I.D. (inches)	O.D. (inches)	WIDTH (inches)	PRICE
034.001.01	EP	.032	.108	.038	
034.002.01	EP	.042	.142	.050	
034.007.01	EP	.056	.176	.060	
035.050.01	EP	.070	.150	.040	
035.033.01	EP	.101	.241	.070	
035.030.01	Viton	.176	.256	.040	
035.049.01	EP	.176	.256	.040	
034.107.01	EP	.206	.412	.103	
034.012.01	EP	.364	.504	.070	
034.013.01	EP	.426	.566	.070	
034.014.01	EP	.489	.629	.070	
034.018.02	EP	.739	.879	.070	
034.019.01	EP	.801	.941	.070	

O-rings

Non-Autoclavable O-ring Specification Chart

PART NUMBER	MATERIAL	I.D. (inches)	O.D. (inches)	WIDTH (inches)	PKG QTY	PRICE
030.001.02	Buna-N	.029	.109	.040	10	
030.002.02	Buna-N	.042	.142	.050	10	
030.003.02	Buna-N	.056	.176	.060	10	
030.004.02	Buna-N	.070	.210	.070	10	
030.008.02	Buna-N	.176	.316	.070	10	
030.009.01	Buna-N	.208	.348	.070	25	
030.011.02	Buna-N	.301	.441	.070	10	
030.012.02	Buna-N	.364	.504	.070	10	
030.013.02	Buna-N	.426	.566	.070	10	
030.014.01	Buna-N	.489	.629	.070	25	
030.015.02	Buna-N	.551	.691	.070	10	
030.016.02	Buna-N	.614	.754	.070	10	
030.019.03	Buna-N	.801	.941	.070	10	
030.023.02	Buna-N	1.051	1.191	.070	10	
030.026.01	Buna-N	1.239	1.379	.070	10	
030.027.01	Buna-N	1.301	1.441	.070	10	
030.034.02	Buna-N	2.114	2.254	.070	10	
030.035.02	Buna-N	2.239	2.379	.070	10	


Non-Autoclavable O-ring Specification Chart Continued

PART NUMBER	MATERIAL	I.D.	O.D.	WIDTH	PKG QTY	PRICE
030.228.02	Buna-N	2.250 in	2.500 in	.125 in	10	
031.130.01	Buna-N	1.612 in	1.818 in	.103 in	10	
035.003.01	Buna-N	.029 in	.109 in	.040 in	10	
035.034.01	Buna-N	.100 in	.176 in	.038 in	10	
035.041.02	Buna-N	.614 in	.768 in	.077 in	10	
035.053.01	Silicone	20 mm	-	2 mm	10	

A-dec 500 (Version A) Covers and Caps

Accessory Plate


77.0147.00 Plate, accessory Surf 4
77.0147.01 Plate, accessory White 2



- For A-dec 532 and A-dec 542 Traditional and A-dec 533 Continental delivery systems

Blank Whip Cover

77.0069.01 White 2



- For A-dec 533 Continental delivery systems

Support Link Bearing Cover Cap and Locking Knob

77.0374.01 Bearing cover cap, White 2
77.0373.01 Knob, link lock, White 2



Assistant's Arm Covers

77.0021.03 Covers (4), White 2



- Covers the pivot points on an A-dec 551 chair-mounted assistant's arm

Cover, Brake Handle Hole

77.0424.01 White 2



- Covers the brake handle hole on A-dec 532 and A-dec 542 Traditional and A-dec 533 Continental delivery systems
- For delivery systems after June 2005

A-dec 300 Covers and Caps

Plug, Control Head Touchpad Hole

77.0845.00



- Fits either side of the control head

Vacuum Canister Blank Cover

77.0724.00



- Use on A-dec 361 support center when no vacuum is needed

End Cap for A-dec 361 Water Bottle Arm

90.1212.00



- For A-dec 361 water bottle arm

Plug, Monitor Cable Hole in Light Post

75.0150.00



- Plugs light post when no monitor is present

End Cap for A-dec 300 Flexarm

77.0784.00



- For all A-dec 300 delivery system flexarms

Chair Upper Structure Hole Plug

018.002.04 Surf 4
018.002.05 Gray 3
018.002.06 White 2
018.002.08 Slate



Cap for 2" Post on A-dec 300 Monitor

77.0842.00



- For A-dec 300 monitor mount with no light
- Fits on top of intermediate post

Barbed

1/8" OD In-line Barb

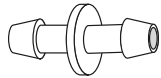
023.019.03 (10) Barbs

023.019.02 (25) Barbs



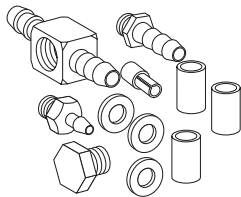
5/16" OD In-line Barb

023.814.01 (5) Barbs



Connector Kit

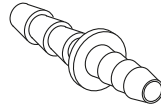
023.025.00



- (3) washers, .187 ID
- (1) 10 - 32 plug
- (1) 1/4" barb
- (1) 1/8" barb
- (1) 1/4" tee body
- (1) 1/8" uni-clamp
- (3) 1/4" ID sleeve clamps

1/4" OD In-line Barb

023.045.04 (10) Barbs



Connector Kit

023.079.00



- (3) washers, .187 ID
- (3) 1/4" ID sleeve clamps
- (1) 5/16" ID sleeve clamp
- (1) 10-32 female coupling
- (1) 1/8" uni-clamp
- (1) 1/4" tee body
- (1) 1/4" x 10-32 barb
- (1) 1/8" x 10-32 barb
- (1) 5/16" x 10-32 barb

Barb/Fittings Service Parts Kit

90.1021.00 Service parts kit



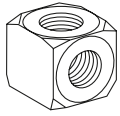
Includes (quantities shown in parentheses):

- (40) 1/8" tubing plug
- (50) 1/8" barb cap
- (10) barb, QD, 1/8", silicone tubing, with o-ring
- (60) 1/8" uni-clamp
- (30) 1/8" x 10 - 32 barb
- (20) sleeve clamp
- (10) barb, QD, 5/32", silicone, with o-ring
- (30) 1/8" barbed tee
- (20) plug, QD, 1/4", HDPC tubing, with o-ring
- (60) 1/8" in-line barb
- (50) 10 - 32 hex plug
- (5) 10 - 32 cross body
- (30) 10 - 32 female coupling
- (120) flat nylon washer
- (5) 10 - 32 to 3/8" compression adapter
- (25) 5/16" in-line barb
- (30) 5/16" x 10 - 32 barb
- (20) 5/16" sleeve clamps

Barbed

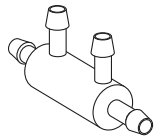
10 - 32 Female Cross Body

021.027.01 (5) Cross bodies



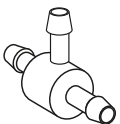
1/8" OD 4-Way Barbed Plastic Tee

023.065.01 (5) Tees



1/8" OD 3-Way Barbed Plastic Tee


023.014.02 3-way (10) Tees




5/16" Water Tubing Barb

023.805.01 Barbs, 10 - 32 (10)

023.804.00 Barb, 1/8" NPT



- Requires washer 004.005.02 (10)



10 - 32 x 1/8" Barb

023.004.03 (10) Barbs

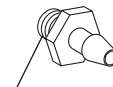
023.004.04 (100) Barbs



- Requires washer 004.005.02 (10)

10 - 32 x 1/8" Restrictor Barb

023.036.00 (1) Barb

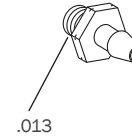


.005

- Requires washer 004.005.02 (10)

10 - 32 x 1/8" Restrictor Barb

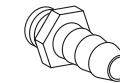
023.070.00 (1) Barb, brass



- Use in self-contained water system
- Requires washer 004.005.02 (10)

10 - 32 x 1/4" Barb

023.001.03 (10) Barbs



- Requires washer 004.005.02 (10)

Barbed

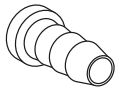
1/8" Tubing Plug

023.030.02 (10) Plugs



1/4" Tubing Plug

023.057.01 (10) Plugs



1/8" ID Uni-clamp

025.007.01 (10) Uni-clamps

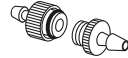
025.007.02 (100) Uni-clamps



- Fits all A-dec 1/8" polyurethane tubing
- Plastic, white

Quick Connector

023.094.01 1/8" (5)



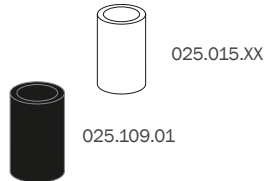
- Nickel-plated brass

Sleeve Clamps

025.015.01 1/4" Tubing clamps (10)

025.015.02 1/4" Tubing clamps (100)

025.109.01 5/16" Tubing clamps (10)



- Plastic

10 - 32 Hex Plug

021.016.04 (10) Plugs

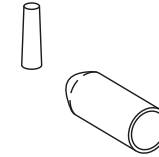


- Nickel-plated brass
- Requires washer 004.005.02

Barb Cap

023.031.01 1/8" OD (10)

022.009.01 1/4" OD (10)



- Requires 1/8" barb cap uni-clamp 025.007.01

10 - 32 Female Coupling

021.034.01 (10) Couplings



- Nickel-plated brass

.187 ID Washer

004.005.01 (100) Washers

004.005.02 (10) Washers

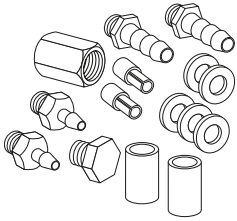


- Nylon
- Use with 10 - 32 threaded fittings

Barbed

1/8" to 1/4" Barb Adapter Kit

023.029.00 Kit



- Includes:
 - (5) washers, .187 ID
 - (1) hex plug, 10 - 32
 - (1) female coupling, 10 - 32
 - (2) barbs, 10 - 32 x 1/4"
 - (2) barbs, 10 - 32 x 1/8"
 - (2) uni-clamps, 1/8"
 - (2) sleeve clamps, 1/4" ID

300/500 Barb, Fitting Service Kit

90.1268.00

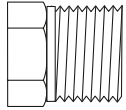


- Includes:
 - (4) barb, 10 - 32 x 5/16"
 - (2) barb, 10 - 32 x 1/8"
 - (2) barb, 10 - 32 x 1/4"
 - (4) flat nylon washers, .187
 - (4) sleeve Clamp, 5/16"
 - (2) uni-clamp, 1/8"
 - (1) female cross, 10 - 32
 - (2) hex plug, 10 - 32

Pipe

Pipe Plug

021.010.00 1/8" MPT



- 1/8" MPT
- Hex head
- Brass

Pipe Plug

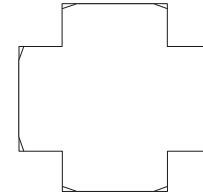
021.020.00 1/8" Pipe plug



- 1/8" MPT
- Socket head
- 303 Stainless Steel

Pipe Cross

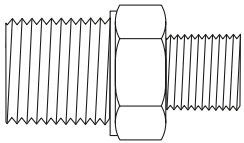
021.014.00



- 1/8" FPT x (4)
- Brass

Reducing Nipple

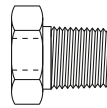
021.012.00



- 1/4" MPT x 1/8" MPT
- Brass

Adapter

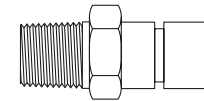
021.029.00



- 10 - 32 x 1/8" MPT
- Brass

Adapter

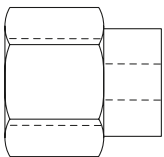
021.042.00



- 1/8" MPT x 3/8" compression
- Brass

Reducer Coupling

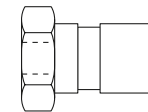
021.030.00



- 1/4" FPT x 1/8" FPT
- Brass

Adapter

021.056.00



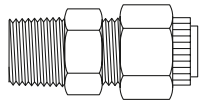
- 10 - 32 x 3/8" compression
- Nickel-plated brass

Tubing Poly-Flo

Male Connector

022.021.00 3/8" OD, 1/8" pipe threads

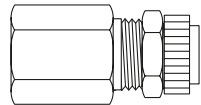
022.028.00 3/8" OD, 1/4" pipe threads



• Brass finish

Female Connector

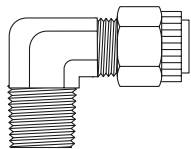
022.016.00 1/4" OD, 1/8" pipe threads



• Plated finish

Male Elbow

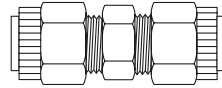
022.025.00 3/8" OD, 1/8" pipe threads



• Brass finish

Union

022.044.00 3/8" OD

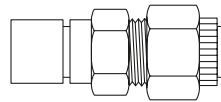


• Brass finish

Adapter

022.041.00 1/4" OD

022.043.00 3/8" OD

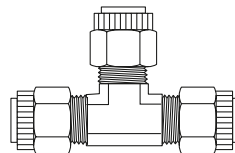


• 3/8" compression
• Brass finish

Union Tee

022.019.00 1/4" OD

022.045.00 3/8" OD



• Brass finish

Plastic Sleeve and Plug

022.015.01 3/8" OD Sleeve (10)

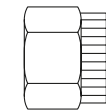
022.009.01 1/4" OD Plug (10)



Nut with Plastic Sleeve

022.029.02 1/4" OD (10)

022.014.03 3/8" OD (10)



• Plated

Quick-Disconnects (QD)

Female QD with Shut-off

026.001.00 1/4" ID with 1/4" Poly-Flo

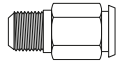
026.022.00 3/8" ID with 3/8" Poly-Flo



- In-line and panel mount
- Use with 1/4":
026.020.00
026.035.00
13.0375.00
- Use with 3/8":
026.040.00
026.043.00

Female QD with Shut-off

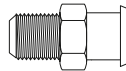
026.015.00 1/4" with 1/8" MPT



- In-line and panel mount
- Use with 1/4":
026.020.00
026.035.00
13.0375.00
- Use with 3/8":
026.040.00
026.043.00

Female QD with Shut-off

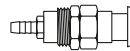
026.007.00



- 3/8" ID with 1/4" MPT
- Use with:
026.040.00
026.043.00

Female QD with Shut-off

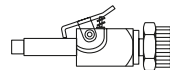
026.065.00



- 1/4" ID with 1/4" barb
- Panel mount
- Use with:
026.020.00
026.035.00
13.0375.00

Male QD with Shut-off

026.020.00

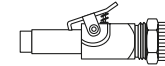


- 1/4" OD with 1/4" Poly-Flo
- Use with:
026.001.00
026.015.00
026.065.00
026.125.00

Male QD with or without Shut-off

026.043.00 With shut-off

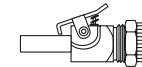
026.040.00 Without shut-off



- 3/8" OD with 3/8" Poly-Flo
- Use with:
026.007.00
026.022.00

Male QD without Shut-off

026.035.00



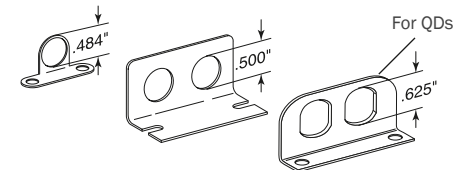
- 1/4" OD with 1/4" Poly-Flo
- Use with:
026.001.00
026.015.00
026.065.00
026.125.00

Panel Mounting Brackets

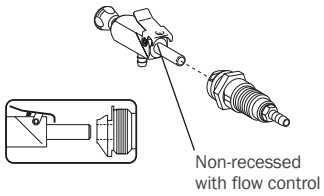
026.036.00 Single

42.0701.00 Double

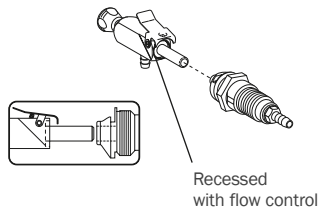
56.0339.00 Double for QDs



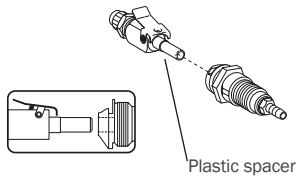
Quick-Disconnects (QD)



Quick Disconnect Fittings for Self-contained Water			
13.0375.00	Male	1/4" OD with 1/4" barb	
026.125.00	Female	1/4" ID with 1/4" & 1/8" barb	
90.0370.00	Kit*		



Quick Disconnect Fittings for City Water			
13.0381.00	Male	1/4" OD with 1/4" barb	
026.131.00	Female - Cascade	1/4" ID with 1/4" barb	
026.157.00	Female - Performer	1/4" ID with 1/8" barb	
026.134.00	Kit* - Cascade		
76.2025.00	Kit* - Performer		



Quick Disconnect Fittings for Air			
13.0384.00	Male	1/4" OD with 1/4" poly	
026.132.00	Female	1/4" ID with 1/4" barb	
026.130.00	Kit* - Cascade		
76.2030.00	Kit* - Performer		

NOTE: Male and female connectors only connect with items in the same table, they cannot be mixed and matched

NOTE: *Kits include male and female connectors and required hardware

A-dec 500 (Version A) and 300

A-dec 500 Water QD Kit

90.1097.00 Water QD kit



- Male connector: 13.0375.00
- Female connector: 026.181.00

A-dec 500 Air QD Kit

90.1098.00 Air QD kit



- Male connector: 13.0384.00
- Female connector: 026.182.00

A-dec 300 Air and Water QD Kit

90.1166.00 Water QD kit



- Male connector: 13.0384.00 and 13.0375.00
- Female connector: 026.132.80 and 026.190.00

Arm Bearing Kit

90.1123.00 Bearing stack

016.108.00 Race thrust bearing (1)

016.044.00 Needle thrust bearing (1)

048.107.00 Lubriplate



- Kit includes (2) race bearings
- Also compatible with 2122 and all Cascade/Decade

Contoured

A-dec 511/A-dec 411/ A-dec 311 (Version B) (domestic only) Floor Boxes



- White 2 cover
- Does not include umbilical or utilities
- 17" x 16.5" (432 mm x 419 mm)
- With outer convolute umbilical cover

PRODUCT DESCRIPTION	PART NUMBER	PRICE
Floor box and cover	41.1506.01	
Cover only	41.1464.02	
Master toggle kit	90.1088.01	
Air filter/regulator A-dec 511 only	24.0475.00	
Air filter/regulator A-dec 311 and 411	24.0463.01	
Water filter/regulator	24.0474.00	
22" outer convolute umbilical cover	024.273.01	

A-dec 311 (Version B) (international only) Floor Box



- White 2 cover
- Frame includes cutouts for routing umbilical to A-dec 363 support center
- Does not include umbilical or utilities
- 17" x 16.5" (432 mm x 419 mm)
- With outer convolute umbilical cover

PRODUCT DESCRIPTION	PART NUMBER	PRICE
Floor box and cover	41.1540.00	
Cover only, White 2	41.1464.02	

A-dec 311 (Version A) Contoured Floor Box



- White cover
- Does not include umbilical or utilities
- Frame and cover kit also contains all low chair covers

PRODUCT DESCRIPTION	PART NUMBER	PRICE
Floor box frame only	62.0658.00	
Cover only	62.0655.00	

Mounting Kit

For use with

- Stainless steel floor boxes
- Cascade contoured floor box

41.1454.01 Gray 3	
41.1454.00 Surf 4	

Stainless Steel


A-dec 500 Remote Floor Boxes



- Gray 3 cover
- Includes 7' (2,134 mm) umbilical
- Use with non-chair mounted delivery system
- 5.5" x 14.5" x 17" (140 mm x 368 mm x 432 mm)
- Includes mounting hardware
- Includes stainless steel frame and cover

PRODUCT DESCRIPTION	PART NUMBER	PRICE
541/545 Remote floor box kit	41.1490.01	
542 Remote floor box kit	41.1491.01	
Large floor box frame and cover	41.1456.01	
Floor box frame only	41.1507.00	
Cover only, Gray 3	41.0413.01	
Air filter/regulator	24.0475.00	
Water filter/regulator	24.0474.00	

A-dec 300 Remote Floor Box



- Gray 3 cover
- Includes 3' (914 mm) umbilical
- Hole plugs
- Mounting hardware
- 5.5" x 14.5" x 17" (140 mm x 368 mm x 432 mm)

PRODUCT DESCRIPTION	PART NUMBER	PRICE
Remote stainless steel floor box With cover	77.1019.00	
Floor box frame only	41.1507.00	
Cover only, Gray 3	41.0413.01	

Large Stainless Steel Floor Box



- Surf 4 cover
- Does not include umbilical or utilities
- 5.5" x 14.5" x 17" (140 mm x 368 mm x 432 mm)

PRODUCT DESCRIPTION	PART NUMBER	PRICE
Large floor box frame and cover, Surf 4	41.1456.00	
Floor box frame only	41.0414.00	
Cover only, Surf 4	41.0413.00	

Medium Stainless Steel Floor Box



- Surf 4 cover
- Does not include umbilical or utilities
- Includes mounting hardware
- 5.5" x 9" x 14" (140 mm x 229 mm x 356 mm)

PRODUCT DESCRIPTION	PART NUMBER	PRICE
Medium stainless steel floor box frame and cover, Surf 4	41.1455.00	
Floor box frame only, with plugs	41.0408.00	
Cover only, Surf 4	41.0407.00	

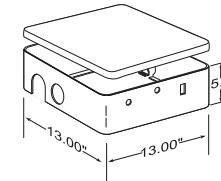
Small Stainless Steel Floor Box



- Surf 4 cover
- Does not include umbilical or utilities
- Includes mounting hardware
- 4.5" x 7" x 8" (114 mm x 178 mm x 203 mm)

PRODUCT DESCRIPTION	PART NUMBER	PRICE
Small stainless steel floor box frame and cover	41.0034.00	

Performer Stainless Steel Floor Box



- Surf 4 cover
- Does not include umbilical or utilities
- 5.5" x 13" x 13" (140 mm x 330 mm x 330 mm)

PRODUCT DESCRIPTION	PART NUMBER	PRICE
Floor box frame only	41.1317.00	
Cover only, Surf 4	41.0016.02	
Indicator light assembly	041.582.00	

Cascade Stainless Steel Recessed Floor Box



- Surf 4 cover
- Does not include umbilical or utilities
- 6.5" x 14.5" x 18" (165 mm x 368 mm x 457 mm)

PRODUCT DESCRIPTION	PART NUMBER	PRICE
Recessed floor box frame and cover	41.1458.00	

Plugs and Umbilical Components

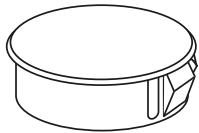
1/2" Hole Plug

- 018.002.04 Surf 4
- 018.002.05 Gray 3
- 018.002.06 White 2
- 018.002.08 Slate



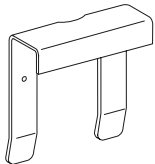
1- 1/4" Hole Plug

- 018.010.02 Surf 4
- 018.010.03 Gray 3



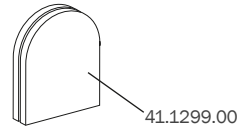
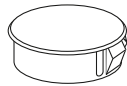
Retaining Clips

- 41.0074.00 2 3/4"
- 41.0411.00 2 3/8"
- 47.1259.00 2 3/8" for contour floor box



2" Hole Plugs

- 018.026.02 Surf 4, round
- 018.026.03 Gray 3, round
- 018.026.04 White 2, round
- 018.026.05 Slate, round
- 41.1299.00 Surf 4



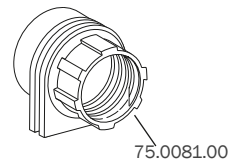
Umbilical Restraints

- 41.1144.00 U-shaped restraint



Umbilical Connectors

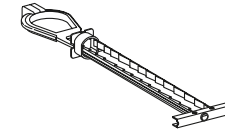
- 41.1164.00 1 3/4" Connector
- 41.1385.00 2" Connector
- 75.0081.00 1 3/4" Connector



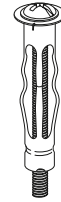
• Surf 4 color

Mounting Hardware

- 014.007.00 Toggle wall anchor
- 014.006.00 Threaded insert



1/4-20 Wall anchor toggle bolt



3/16 x 2" Threaded Wall Insert

Moisture Separators and Air Filter/Regulators

Manual Moisture Separator

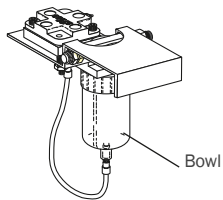
- 026.186.00 Moisture separator
- 97.0405.00 Bowl assembly
- 97.0408.01 Filter (3)



- For Cascade / Decade / Radius systems
- Before 2000

Automatic Air Filter/Moisture Separator

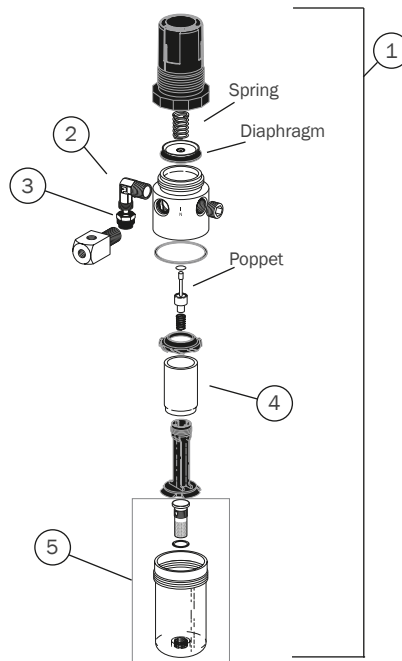
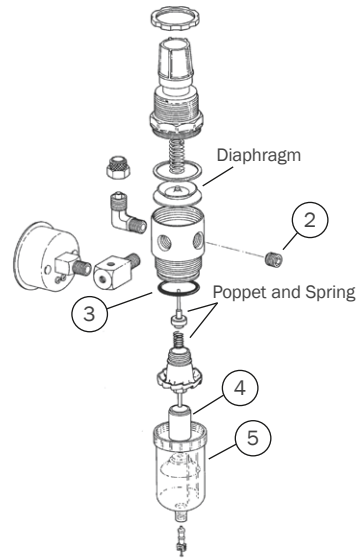
- 90.1027.03 Universal kit
- 97.0406.00 Bowl assembly
- 97.0408.01 Filter (3)



- For Cascade / Decade / Radius systems
- After 2000

Moisture Separator

- 41.1477.00 Moisture sep. assy
For A-dec 300/400/500
- 41.1477.01 Moisture sep. assy
For A-dec 200
- 026.185.00 Moisture separator
- 97.0408.01 Filter (3)



Air Filter/Regulator for Portable Systems

For systems built prior to 2003

REF	DESCRIPTION	PART NUMBER	PRICE
2	Plug, socket, head, 1/8 mpt, sst	021.020.00	
3	O-ring, AS568-023, 1.051 ID x .070 wall (10)	030.023.02	
4	Filter element (6)	97.0280.02	
5	Bowl assy, filter Includes: bowl, valve core, filter, and o-ring	97.0290.00	
6	Service kit, air filter-regulator Includes: Diaphragm, poppet, spring, filter element, and valve core	90.0030.00	

NOTE: Air pressure regulator and filter combination manually drained

Air Filter/Regulator for Portable Systems

For systems built 2003 and later

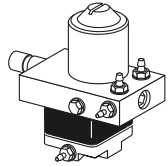
REF	DESCRIPTION	PART NUMBER	PRICE
1	Air filter/regulator, Pac 1	026.164.00	
2	Elbow, 3/8 Poly-Flo X 1/8 MPT, brass	022.025.00	
3	Nut w/sleeve, 3/8 Poly-Flo, brass	022.014.01	
4	Filter element (3)	97.0401.01	
5	Bowl assy, Pac 1 filter/regulator	97.0403.00	
6	Service, Pac 1 air filter/regulator Includes: Diaphragm, poppet, spring, and filter element	90.1066.00	

Air and Water Filter/Regulators

Water Filter/Regulator/Shut-off

Pre-1983

24.0175.01



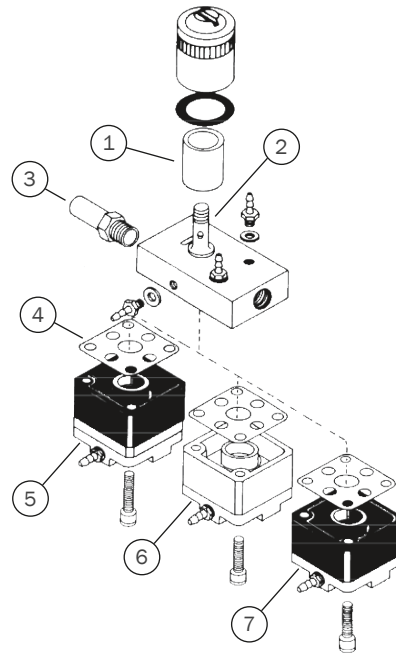
- 1:1 ratio of pilot air to water outlet pressure
- Includes regulator and non-bacterial filter
- Requires pre-regulator



Air filter/regulator



Water filter/regulator



Universal Air and Water Filter/Regulators with Gauge and Pre-regulator

DESCRIPTION	PART NUMBER	PRICE
Filter/regulator kit		
Includes gauge, adjustable regulator(s), non-bacterial filter, and pre-regulator		
Air and water universal filter/regulator kit	24.0471.00	
Regulators		
Universal air filter regulator w/fittings	24.0469.00	
Universal water filter regulator w/fittings	24.0470.00	
Parts		
Filter element, filter/regulator (6) 70-90 micro non-bacterial filter	24.0234.01	
Gauge kit, PNL MT, 0-100 PSI	026.118.00	
Pre-regulator assy	24.0182.02	

Universal Air and Water Filter/Regulators

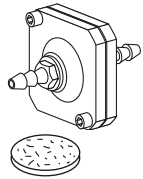
Requires pre-regulator

REF	DESCRIPTION	PART NUMBER	PRICE
Filter/regulator assemblies			
Include pressure regulator and non-bacterial filter			
1-4,5	Water filter/regulator assy w/spacer, OTC	24.0168.01	
1-4,7	Water filter/regulator assy w/o hardware	24.0175.01	
Parts			
1	Filter element, filter/regulator (6)	24.0234.01	
2	Stud, filter/regulator, manifold assy	24.0232.00	
3	Adaptor, 1/8 MPT to 3/8 compression	021.042.00	
4	Gasket, 9-hole (10)	24.0137.01	
Regulator assemblies			
Include 9-hole gasket			
5	Water regulator assy w/spacer, OTC 2:1 ratio of pilot air to water outlet pressure	24.0138.01	
6	Air regulator assy w/o uniclamp	24.0128.01	
7	Water regulator assy w/o uniclamp 1:1 ratio of pilot air to water outlet pressure	24.0129.01	

Filter, Pre-Regulators, Gauge, and Shut-off Valve

In-line Filter

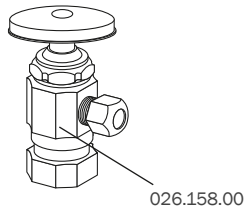
19.0100.00 Assembly
19.0220.01 Filters (10)



- For air or water; 1/4" barb fittings
- Includes 5/8" x 1/4", 25 - 30 micron filter (non-bacterial)

Manual Shut-off Valve

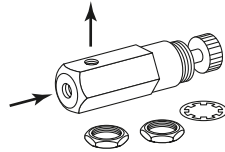
026.062.00 1/2" compression inlet,
3/8" compression outlet
026.158.00 1/2" female pipe thread inlet,
3/8" compression outlet



- Inlet 1/2" Compression or 1/2" Female pipe thread
- Outlet 3/8" compression
- Nickel-plated brass

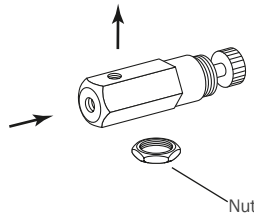
Air or Water Regulator, Non-Relieving

24.0251.01



Pre-Regulator, Relieving

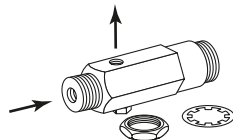
24.0182.02



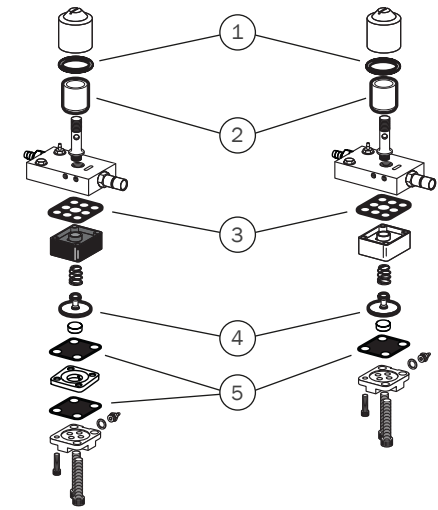
- Controls air and water pressure in most A-dec systems built since 1978
- Female 10 - 32 threads
- Includes 006.009.00 nut

Regulator Assembly Pre-Set 40 psi

24.0382.00



- Preset to 40 psi in the factory, not adjustable
- 1/8" MPT or 10 - 32 inlet port, 10 - 32 outlet
- Replaces 24.0118.00

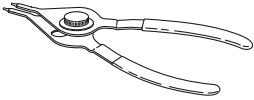


REF	DESCRIPTION	PART NUMBER	PRICE
1-5	Preventive Maintenance Kit, Pressure Regulator, Air & Water Contains items 1-5	90.1758.00	
1	Filter housing o-rings		
2	Air & water regulator filters		
3	9-hole regulator gaskets		
4	Pistons with o-rings		
5	4-hole regulator gaskets		

Pliers, Cutters, Strippers, Hemostat, and Tubing Stringer

Snap Ring Pliers

009.007.00



- Simplifies installation and removal of both internal and external snap rings
- Fits all snap ring sizes used in A-dec equipment

A-dec Sleeve Tool

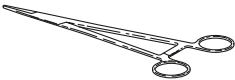
98.0072.00



- Use to secure the 1/4" and 1/8" tubing sleeves when installing tubing on barb fittings

Hemostat


009.008.00



- Temporarily stops air or water flow through tubing while troubleshooting or repairing the unit

Strain Relief Installation Tool

23.1349.00



- For syringe tubing

Umbilical Tubing Stringer

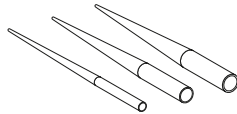
009.015.00



- Use to string new or additional tubing and/or wiring into an existing umbilical assembly
- 12' of stringer with threading holes at each end

O-ring Tool Kit

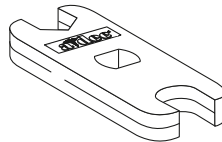
009.013.00



- For quick field repair
- Includes three tools, which fit the four smallest o-ring sizes used in A-dec equipment


Syringe Wrench

98.0900.00



Torque Adapter Tool

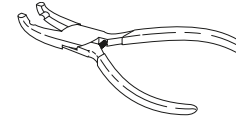
23.1354.00



- For syringe nut

Tubing Pliers

009.014.00



- Simplifies installation of 1/8" OD tubing to barbed fittings

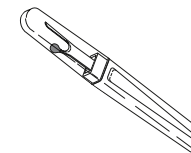
Tubing Cutters

009.036.00



Tubing Strippers

009.035.00



Gauges, Hex Wrench Set, Cable Ties, and Hex Driver

Panel Mount Gauge

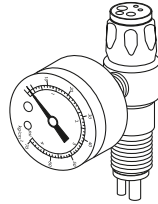
026.118.00



- 0 - 100 psi
- 1 1/2" diameter
- Used to check air/water pressure valves at various system locations
- 3/8" MPT x 10 - 32 threads

Handpiece Pressure Gauge

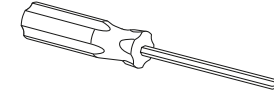
50.0271.00



- 0 - 60 psi
- Fits all handpiece couplers except Borden 3-hole

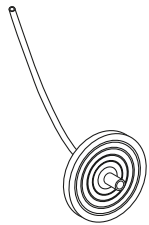
Ball End, Hex Driver

- 009.037.00 1/8", Small handle
- 009.005.00 3/32", Std handle
- 008.023.00 5/64", Std handle



Water Retraction Tester

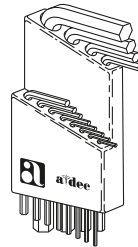
98.0051.00



- Use to determine whether or not a handpiece control system retracts water
- Includes instructions

Hex Wrench Set

009.018.00



- Includes hex wrenches required in servicing A-dec equipment
- Plastic holder

Pac 1 Toolkit

45.0438.00

3/8" Hex Key, T-Handle

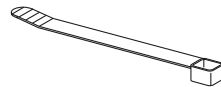
008.025.00



- 3/8" X 6"

Cable Ties

- 025.036.01 (10) Small ties
- 025.002.01 (10) Medium ties
- 025.003.01 (10) Large ties



- Three sizes:
Small: 3 3/4" (9.5 cm)
Medium: 6 3/4" (17 cm)
Large: 14" (35 cm)

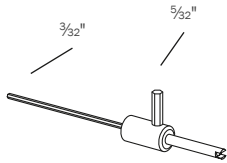
511 Magnetic Lifting Kit

90.1125.00

Syringe Tool, Touch-Up Paint, and Lubricant

Syringe Tool

98.0010.00



- Use to remove/replace valve cores on Uni-Flo and Tri-Flo Syringes
- Use $\frac{3}{32}$ " to adjust syringe flow on Century II
- Use $\frac{5}{32}$ " to remove/replace the syringe tip retaining nut

Valve Test Syringe

98.0050.01 (4)



- For making quick tests of pilot-operated valves
- Applies a static pressure of (5 to 75) psi

A-dec Silicone Lubricant

98.0090.01 0.05 oz blister packs (6)

98.1120.00 Re-sealable tube 5.3 oz



Touch-up Paint

90.0351.00 Surf 4

90.0351.01 Surf 6

90.0351.02 White 2

90.0351.03 Gray 3



- $\frac{1}{2}$ fluid ounce
- Includes brush

Loctite®

060.001.00 Red #271

060.002.00 Blue #242



Service Tip

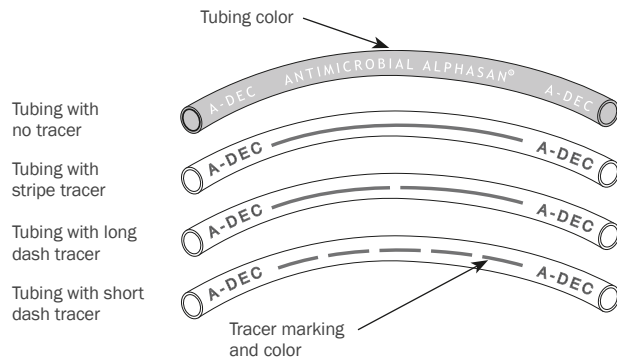
A-dec's silicone lubricant is a high quality silicone-based grease. It is ideal for lubricating A-dec o-rings. Before installing o-rings always apply a light coating of silicone lubricant. This makes the installation of the o-ring easier and prevents damage to the o-ring. A-dec silicone lubricant is available in a package of 6 as Part Number 98.0090.01.

Caution

The use of petroleum-based lubricants (jellies, creams, or lotions) causes the o-rings in the syringe to swell and/or deteriorate, resulting in syringe malfunction or failure.

1/8" Color-coded Polyurethane and Vinyl

Tubing — Color-coded Polyurethane, 1/8"



1/8" OD Polyurethane Tubing

Durometer: 90A; working pressure: 150 psi maximum; suggested fittings: 1/8" barbs with sleeves

TUBING COLOR	TRACER COLOR	TRACER MARKING	10' (3 m)	50' (15 m)	DISPENSER 100' (30 m) Includes dispensing box and inventory usage tracking label
Yellow	None	None	036.003.03	036.003.04	90.2015.00
Yellow	Red	Stripe	036.013.03	036.013.04	
Yellow	Red	Long Dash	036.009.04	036.009.05	
Yellow	Green	Long Dash	036.044.03	036.044.04	
Orange	Black	Long Dash	036.010.03	036.010.04	
Brown	White	Long Dash	036.014.02	-	
Green	White	Long Dash	036.006.03	036.006.04	
Green	White	Short Dash	036.018.03	036.018.04	
Blue	None	None	036.004.03	036.004.04	90.2016.00
Red	None	None	036.005.03	036.005.04	
Purple	None	None	036.011.03	-	
Clear	None	None	024.015.04	024.015.05	
White	None	None	036.019.03	036.019.04	

1/8" OD Vinyl Tubing

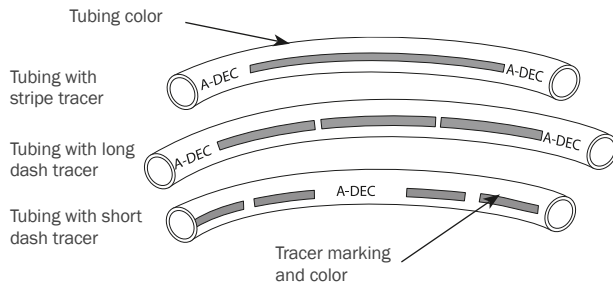
TUBING COLOR	TRACER COLOR	TRACER MARKING	10' (3 m)	50' (15 m)	
Dark Surf	None	None	036.043.01	036.043.02	

NOTE: Automatic shut-off must be installed at manual shut-off for water applications.

Color-coded Polyurethane

Tubing — Color-coded Polyurethane

1/4", 5/16", 3/8"



1/4" OD Polyurethane Tubing

Durometer: 90A; Working pressure: 100 psi maximum; Suggested fittings: 1/4" barbs with sleeves and 1/4" poly-flo

TUBING COLOR	TRACER COLOR	TRACER MARKING	10' (3 m)	50' (15 m)	DISPENSER 100' (30 m) Includes dispensing box and inventory usage tracking label
Yellow	Black	Long dash	036.051.03	036.051.04	
Yellow	None	None	036.103.03	036.103.04	90.2013.00
Orange	Black	Long dash	036.052.03	036.052.04	
Blue	None	None	036.053.03	036.053.04	90.2014.00
Blue	White	Stripe	036.054.03	036.054.04	
Clear	None	None	036.066.03	036.066.04	
Gray	None	None	024.090.04	024.090.05	

5/16" OD Polyurethane Tubing

Durometer: 90A; Working pressure: 100 psi maximum; Suggested fittings: 5/16" barbs with sleeves

TUBING COLOR	TRACER COLOR	TRACER MARKING	10' (3 m)	50' (15 m)	
Yellow	None	None	036.114.01	036.114.03	
Blue	None	None	036.116.01	036.116.03	

3/8" OD Polyurethane Tubing

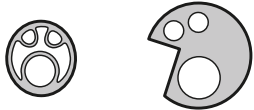
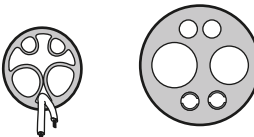
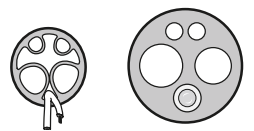
Durometer: 90A; Working pressure: 100 psi maximum; Suggested fittings: 3/8" poly-flo

TUBING COLOR	TRACER COLOR	TRACER MARKING	10' (3 m)	50' (15 m)	
Yellow	Black	Stripe	036.032.02	036.032.04	
Yellow	None	None	036.031.02	036.031.04	
Blue	White	Long dash	036.033.02	036.033.04	
Gray	None	None	036.034.02	036.034.04	

Silicone Handpiece Tubing

Silicone Handpiece Tubing


- Quick-connect style tubing
- 61" (1,549 mm) or 64" (1,625 mm) for use with A-dec 532/533/542 and A-dec 332/333/334/335
- 85" (2,159 mm) for use with A-dec 541 and A-dec 341

	PRODUCT DESCRIPTION	TUBING LENGTH	PART NUMBER DARK SURF	PART NUMBER GRAY 3	PRICE
	3-hole tubing For use with side exhausting Borden-style tubing	61" (1,549 mm) 85" (2,159 mm)	-	98.1086.00 98.1109.00	
	4-hole tubing	61" (1,549 mm) 64" (1,625 mm) 85" (2,159 mm)	98.1064.00 - 98.1068.00	- 98.1162.00 98.1165.00	
	6-pin fiber-optic	61" (1,549 mm) 64" (1,625 mm) 85" (2,159 mm)	98.1066.00 - 98.1070.00	- 98.1164.00 98.1167.00	
	Fiber-optic with bulb	50" (1,270 mm) 61" (1,549 mm) 64" (1,625 mm) 85" (2,159 mm)	- 98.1065.00 - 98.1069.00	98.1091.00 - 98.1163.00 98.1166.00	

Silicone Handpiece Tubing QD Barbs

026.174.01 QD, 1/8" barb (5)

026.175.01 QD, 3/16" barb (5)

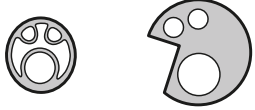
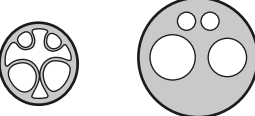
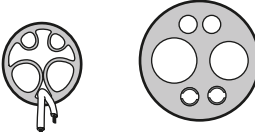
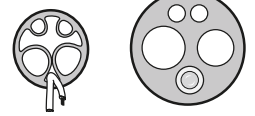


- For A-dec 300/500 silicone handpiece tubing
- Includes o-ring

Vinyl Handpiece Tubing

Vinyl Handpiece Tubing

- 84" (2,134 mm) for use with 4631 and 7004
- 144" (3,658 mm) for use with 4631, 2561, 2562, 2671, 2615, 3072, and 7004

	PRODUCT DESCRIPTION	TUBING LENGTH	PART NUMBER DARK SURF	PART NUMBER GRAY 3	PRICE
	3-hole tubing For use with side exhausting Borden-style tubing	84" (2,134 mm)	98.0882.00	98.1093.00	
	4-hole tubing	84" (2,134 mm) 144" (3,657 mm)	98.0879.00 98.0879.12	98.1094.00 98.1113.00	
	6-pin fiber-optic	84" (2,134 mm) 144" (3,657 mm)	98.0885.00 98.0885.12	98.1096.00 98.1112.00	
	Fiber-optic with bulb	84" (2,134 mm) 144" (3,657 mm)	98.0262.02 98.0262.14	98.1095.00 98.1111.00	
	Fiber-optic without bulb	84" (2,134 mm)	98.0244.02	-	

Vinyl Handpiece Tubing QD Barbs

026.161.00 QD, 1/8" barb

023.088.00 QD, 1/4" barb



1/8"





1/4"

- For attaching vinyl tubing to the A-dec 300/500 control block
- Includes o-ring

Handpiece Tubing, Nuts, and Bulbs

Midwest Handpiece Tubing (straight Dark Surf)

	PRE-CUT LENGTH	10' (3 m)	50' (15 m)	100' (30 m)
	3-hole	-	024.147.01	-
	4-hole	024.148.02	024.148.01	024.148.04

Handpiece Tubing Nuts

Vinyl

- 98.0180.00 Borden handpiece nut
- 98.0190.00 Midwest handpiece nut
- 98.1119.00 Fiber-optic, 5-hole handpiece nut
- 98.1048.00 Fiber-optic, 6-pin handpiece nut

Silicone

- 98.0910.00 handpiece nut



Nut

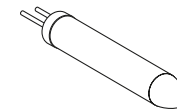
Terminal Nut Assembly

- 98.0450.00 Midwest handpiece, terminal nut assembly



A-dec Fiber-optic, 5-Hole Tubing Terminal Handpiece Bulb

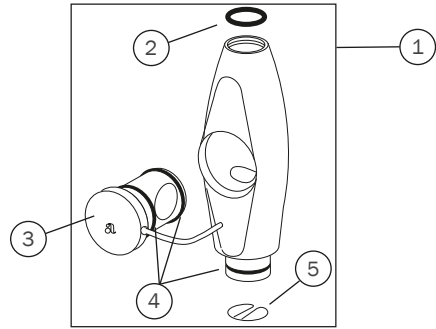
- 041.317.00 Xenon



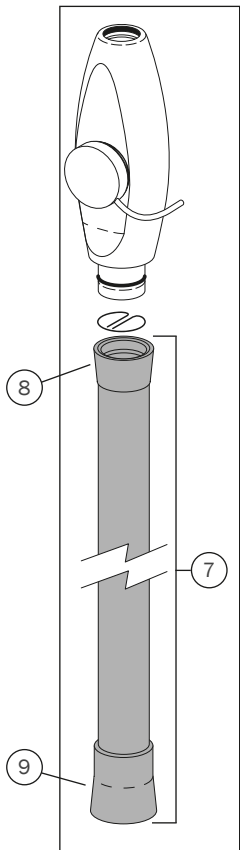
Xenon, 3.5V, .75A
After 1988

A-dec 500 and 300 High Volume Evacuator Vacuum Instrument Assemblies

52" tubing for A-dec 351 & 551 chair-mounted assistant's instrumentation
 63" tubing for A-dec 352, 353, 541, & 545 assistant's instrumentation



REF	DESCRIPTION	PART NUMBER	PRICE
Standard (11 mm) HVE Valve (for 1/2 inch or 16 mm tubing)			
1	Standard (11 mm) HVE valve assembly	11.1335.00	
2	Tip o-ring (10)	034.013.01	
3	HVE rotor assembly	11.1074.00	
4	Rotor o-ring (10)	034.014.01	
5	Spring clip spring (5)	11.0998.01	

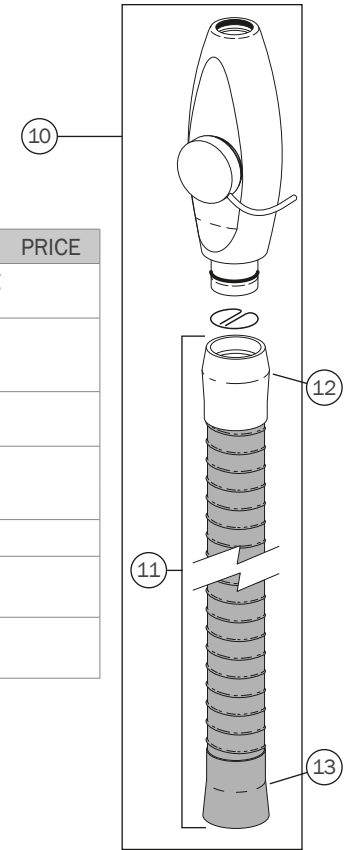


1/2 inch tubing (fits 11 mm HVE)

REF	DESCRIPTION	SURF	GRAY 3	PRICE
6	Standard (11 mm) HVE Assembly w/Vinyl Tubing with 1/2 inch tubing, valve, and (2) tailpieces			
	With 52" (1,321 mm) tubing	-	11.1286.01	
	With 63" (1,600 mm) tubing	-	11.1296.01	
6	Standard (11 mm) HVE Assembly w/EasyFlex Tubing with 1/2 inch tubing, valve, and (2) tailpieces			
	With 52" (1,321 mm) tubing	-	11.1357.00	
	With 63" (1,600 mm) tubing	-	11.1358.00	
7	1/2 inch Vinyl Tubing with (2) standard tailpieces			
	With 52" (1,321 mm) tubing	-	11.1292.01	
	With 63" (1,600 mm) tubing	-	12.1237.01	
7	1/2 inch EasyFlex Tubing with (2) standard tailpieces			
	With 52" (1,321 mm) tubing	-	11.1355.00	
	With 63" (1,600 mm) tubing	-	11.1356.00	
Standard (11 mm) Tailpieces				
8	Tailpiece for valve end	11.1027.00	11.1027.01	
9	Tailpiece for vacuum end	11.1300.01	11.1300.03	

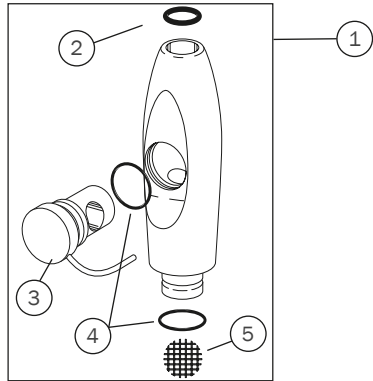
16 mm tubing

REF	DESCRIPTION	SURF	GRAY 3	PRICE
10	Standard (11 mm) HVE Assembly w/EasyFlex Tubing with 16 mm tubing, and (2) tailpieces			
	With 52" (1,321 mm) tubing	-	11.1288.01	
	With 63" (1,600 mm) tubing	-	11.1305.01	
11	16 mm EasyFlex Tubing with (1) 11 mm tailpiece and (1) 16 mm tailpiece			
	With 52" (1,321 mm) tubing	-	11.1294.01	
	With 63" (1,600 mm) tubing	-	12.1239.01	
Tailpieces				
12	11 mm tailpiece for valve end	11.1272.00		
13	16 mm tailpiece for vacuum end	12.1121.00	11.1301.03	

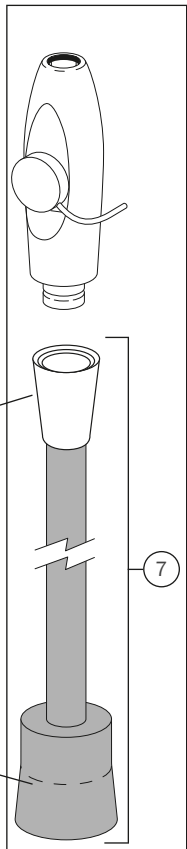


A-dec 500 and 300 Saliva Ejector Vacuum Instrument Assemblies

52" tubing for A-dec 351 & 551 chair-mounted assistant's instrumentation
 63" tubing for A-dec 352, 353, 541, & 545 assistant's instrumentation



REF	DESCRIPTION	PART NUMBER	PRICE
Standard SE Valve (for standard or 10 mm tubing)			
1	Standard SE valve assembly	12.1258.00	
2	Tip o-ring (10)	034.107.01	
3	SE rotor assembly	12.1093.00	
4	Rotor o-ring (10)	034.012.01	
5	Screen (10)	11.1235.01	

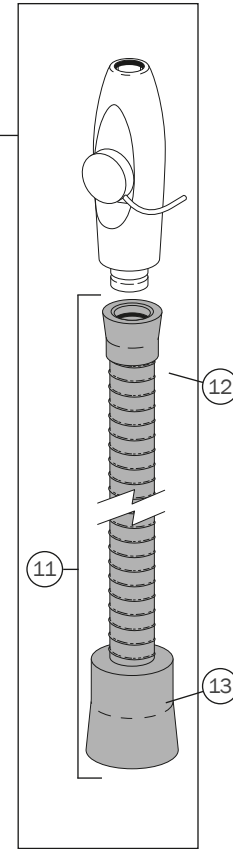


Standard tubing

REF	DESCRIPTION	SURF	GRAY 3	PRICE
6	Standard SE Assembly with standard tubing, valve, and (2) tailpieces			
	With 52" (1,321 mm) tubing	-	12.1227.01	
	With 63" (1,600 mm) tubing	-	12.1235.01	
7	Standard Tubing with (2) tailpieces			
	With 52" (1,321 mm) tubing	-	12.1231.01	
	With 63" (1,600 mm) tubing	-	11.1306.01	
Tailpieces				
8	Tailpiece for valve end	12.1229.01	12.1229.03	
9	Tailpiece for vacuum end	11.1303.01	11.1303.03	

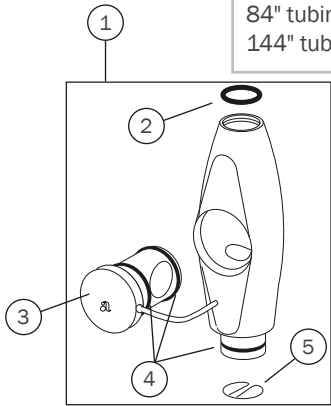
EasyFlex tubing

REF	DESCRIPTION	GRAY 3	PRICE
10	Standard SE Assembly with EasyFlex tubing, valve, and (2) tailpieces		
	With 52" (1,321 mm) tubing	12.1228.01	
	With 63" (1,600 mm) tubing	12.1236.01	
11	EasyFlex Tubing with (2) tailpieces		
	With 52" (1,321 mm) tubing	12.1232.01	
	With 63" (1,600 mm) tubing	11.1307.01	
Tailpieces			
12	Tailpiece for valve end	11.1283.03	
13	Tailpiece for vacuum end	11.1302.03	

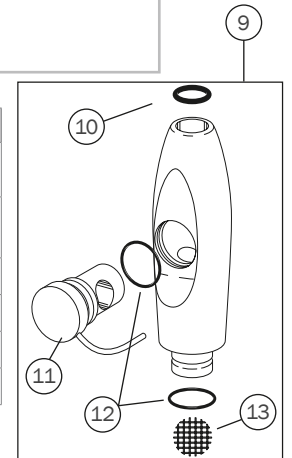


Cascade & Performer High Volume Evacuator & Saliva Ejector Vacuum Instrument Assemblies

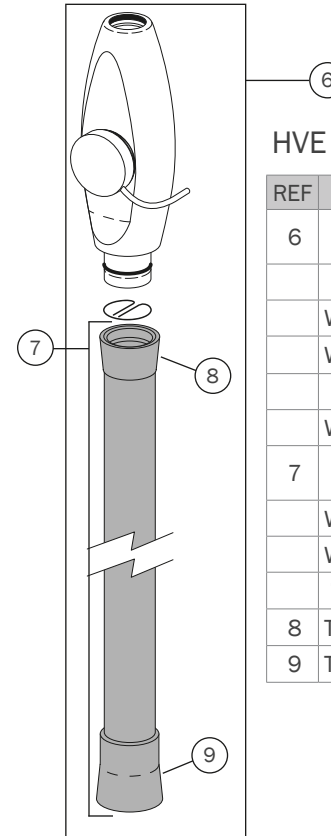
72" tubing for Performer with AVS
 84" tubing for Cascade and Radius chair-mount and 12 o'clock assistant's instrumentation
 144" tubing for Cascade cart and wall-mount instrumentation



REF	DESCRIPTION	PART NUMBER	PRICE
Standard (11 mm) HVE Valve (for 1/2 inch or 16 mm tubing)			
1	Standard (11 mm) HVE valve assembly	11.1335.00	
2	Tip o-ring (10)	034.013.01	
3	HVE rotor assembly	11.1074.00	
4	Rotor o-ring (10)	034.014.01	
5	Spring clip spring (5)	11.0998.01	



REF	DESCRIPTION	PART NUMBER	PRICE
Standard SE Valve (for standard or 10 mm tubing)			
9	Standard SE valve assembly	12.1258.00	
10	Tip o-ring (10)	034.107.01	
11	SE rotor assembly	12.1093.00	
12	Rotor o-ring (10)	034.012.01	
13	Screen (10)	11.1235.01	

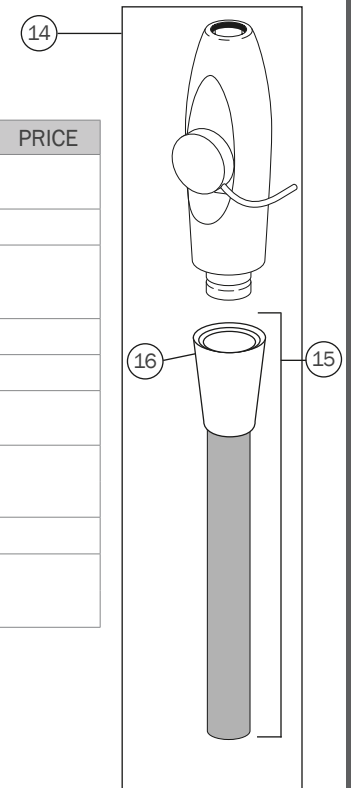


HVE with 1/2 inch tubing

REF	DESCRIPTION	SURF	GRAY 3	PRICE
6	HVE Assembly with 1/2 inch tubing, valve, and (2) tailpieces			
Standard (11 mm) HVE				
	With 84" (2,434 mm) tubing	11.1025.02	11.1025.04	
	With 144" (3,658 mm) tubing	11.1025.12	-	
Performer HVE for AVS				
	With 84" (2,434 mm) tubing	-	11.1127.01	
7	1/2 inch Tubing with (2) tailpieces			
	With 84" (2,434 mm) tubing	11.1363.00	11.1363.01	
	With 144" (3,658 mm) tubing	11.1364.00	11.1364.01	
Tailpieces				
8	Tailpiece for valve end	11.1027.00	11.1027.01	
9	Tailpiece for vacuum end			

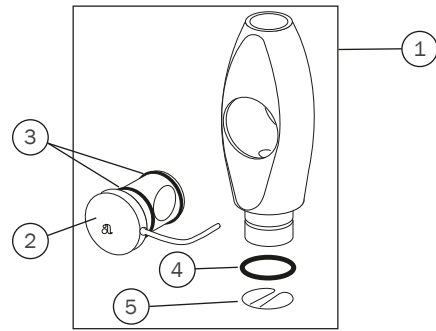
SE with Standard Tubing

REF	DESCRIPTION	SURF	GRAY 3	PRICE
14	SE Assembly with standard tubing, valve, and (1) tailpiece			
Standard SE				
	With 84" (2,434 mm) tubing	12.0910.06	12.0910.08	
	With 144" (3,658 mm) tubing	12.0910.12	12.0910.13	
Performer SE for AVS				
	With 72" (1,829 mm) tubing	-	12.1246.00	
15	Standard Tubing with (1) tailpiece			
	With 84" (2,434 mm) tubing	-	12.1268.01	
	With 144" (3,658 mm) tubing	12.1270.00	12.1270.01	
16	Tailpiece for Valve End			
	For standard SE	12.1088.00		
	For Performer SE for AVS			

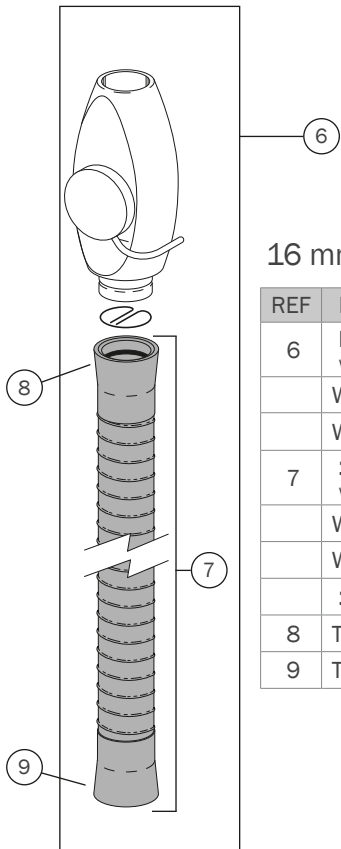


Large Bore (15 mm) HVE Assembly & Conversion Kit for A-dec 500, 300, and Cascade Families

52" tubing for A-dec 351 & 551 chair-mounted assistant's instrumentation
 63" tubing for A-dec 352, 353, 541, & 545 assistant's instrumentation



REF	DESCRIPTION	PART NUMBER	PRICE
Large Bore (15 mm) HVE Valve (for 16 mm Tubing)			
1	Large bore (15 mm) HVE valve assembly	12.1257.00	
2	HVE rotor assembly	12.1116.00	
3	Rotor o-ring (10)	034.019.01	
4	Tail end o-ring (10)	034.018.02	
5	Spring clip spring (5)	12.1109.01	



16 mm tubing


REF	DESCRIPTION	SURF	GRAY 3	PRICE
6	Large Bore (15 mm) HVE Assembly with 16 mm tubing, valve, and (2) tailpieces			
	With 52" (1,321 mm) tubing	-	11.1287.01	
	With 63" (1,600 mm) tubing	-	11.1315.00	
7	16 mm Tubing with (2) 16 mm tailpieces			
	With 52" (1,321 mm) tubing	-	11.1293.01	
	With 63" (1,600 mm) tubing	-	12.1238.01	
16 mm Tailpieces				
8	Tailpiece for valve end	12.1121.00	11.1301.03	
9	Tailpiece for vacuum end	12.1121.00	11.1301.03	

HVE Conversion Kits (not pictured)


DESCRIPTION	SURF*	GRAY 3	PRICE
Large Bore (15 mm) HVE Kit with Tips with holder, 16 mm tubing, valve, and (2) tailpieces			
With 52" (1,321 mm) tubing	11.1393.00	11.1373.00	
With 63" (1,600 mm) tubing	-	11.1371.00	
Large Bore (15 mm) HVE Kit without Tips with holder, 16 mm tubing, valve, and (2) tailpieces			
With 52" (1,321 mm) tubing	-	11.1372.00	
With 63" (1,600 mm) tubing	-	11.1370.00	
Dürr Cannulas			
20 piece package		11.1374.00	

NOTE: *Surf kits available with Gray tubing only



Saliva Ejector, HVE, Vacuum and Umbilical, Flex, Foot Control, and Convolute

Saliva Ejector Tubing, Vinyl		LENGTH	DARK SURF	GRAY 3	PRICE
	3/8" (9.5 mm) OD	10' (3 m)	024.142.03	024.218.03	
		50' (15 m)	024.142.01	024.218.02	
		100' roll*	90.1955.00	90.1956.00	


NOTE: *Includes dispensing box and inventory usage tracking label

High Volume Evacuator (HVE) Tubing, Vinyl		LENGTH	DARK SURF	GRAY 3	PRICE
	1/2" (12.7 mm) ID	10' (3 m)	024.144.03	024.221.01	
		50' (15 m)	024.144.01	024.221.02	
		50' roll	90.1953.00	90.1954.00	

Vacuum and Umbilical Tubing	LENGTH	GRAY 3	PRICE
25 mm, Smooth Exterior, Tubing, Gray 3			
For 200, 300, 551, 461, 561	12' (4 m)	024.256.01	
For 200, 300 (retrofit), 551	8' (2.5 m)	024.256.02	
20 mm, Smooth Exterior, Tubing, Gray 3			
For 200, 300, 551, 461, 561	12' (4 m)	024.255.01	
For 200, 300, 551	7' (2 m)	024.255.02	
25 mm, Externally Corrugated, Tubing, Gray 3			
For 541, 545, Performer	9' (2.7 m)	024.257.02	
For 200, 300, 500, Performer	25' (8 m)	024.257.03	
20 mm, Externally Corrugated, Tubing, Gray 3			
For new Performer	12' (4 m)	024.258.03	
3" (76.2 mm), Externally Corrugated, Tubing, Gray 3			
For 511, 411, 311 (A&B), Performer	22" (559 mm)	024.273.01	
For 551, 561, 461	10' (3 m)	024.273.00	

Foot Control Tubing		LENGTH	GRAY 3	PRICE
	Foot control III 1/4" tubing	10' (3 m)	024.248.01	
		50' (15 m)	024.248.03	
	A-dec 300/500 foot control 5/16" tubing	10' (3 m)	024.214.01	
		50' (15 m)	024.214.02	

Convolute Tubing for Vacuum or Umbilical

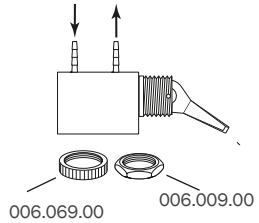
 Inside diameter	LENGTH	DARK SURF	GRAY 3	PRICE
1/2" (12.7 mm)	10' (3 m)	024.193.01	-	
	50' (15 m)	024.193.03	-	
5/8" (15.9 mm)	10' (3 m)	024.152.01	-	
	50' (15 m)	024.152.03	-	
3/4" (19 mm) Compatible with 4631, 7115, and 1040	10' (3 m)	024.192.01	-	
	50' (15 m)	024.192.03	-	
1 1/2" (38 mm)	10' (3 m)	024.166.01	-	
	50' (15 m)	024.166.03	-	
1 3/4" (45 mm)	10' (3 m)	024.153.18	024.232.01	
	50' (15 m)	024.153.20	-	
2" (50 mm) Compatible with Cascade units	10' (3 m)	024.191.05	-	
	50' (15 m)	024.191.07	-	

EasyFlex Tubing Kits		LENGTH	PART NUMBER	PRICE
	16 mm HVE kit	8' (2.5 m)	90.1576.00	
	SE kit	8' (2.5 m)	90.1598.00	
	1/2" HVE Kit	8' (2.5 m)	90.1676.00	

Momentary

2-Way Toggle

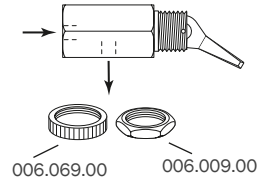
33.0009.04



- Use for air or water
- Panel mount 1/2" hole (1/4" max. panel thickness)
- 1/8" barbs
- Surf 4 plastic toggle

2-Way Toggle

33.0034.02



- Use for air or water
- Panel mount 1/2" hole (1/4" max. panel thickness)
- 10 - 32 ported
- Surf 4 plastic toggle

Toggle Valve for AVS

90.1210.00 Kit, valve



- White 2 toggle
- Operates saliva ejector

Flush Toggle Valve

33.0168.01 Flush toggle Gray 3



- For A-dec 500 and 300
- 4-way
- 1/8" barbs

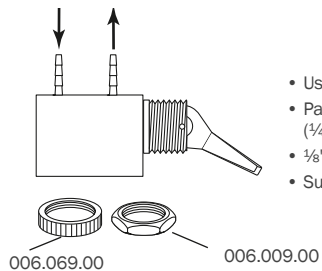
Manual On/Off and Coolant

NOTE

Use two-way (non-exhausting) control valves for air, water and cuspidor bowl rinse and cup fill applications. Use three-way (exhausting) control valves for the master toggle, air coolant and water coolant signal applications.

3-Way Toggle

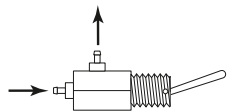
33.0048.05 Surf 4 toggle



- Use with air signal valve
- Panel mount 1/2" hole (1/4" max. panel thickness)
- 1/8" barbs
- Surf 4 plastic toggle

3-Way Sub-Miniature Toggle

026.123.00



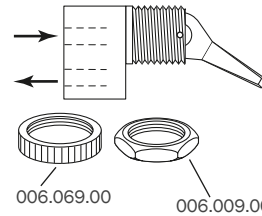
- Use with air signal valve
- Panel mount 1/4" hole (1/8" max. panel thickness)
- 1/8" barbs
- Non-adjusting metal toggle

2-Way Toggle Valve Kit

3-Way Toggle Valve Kit

33.0096.02 2-way

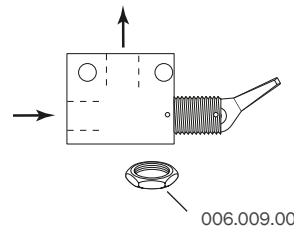
33.0080.03 3-way



- Panel mount 1/2" hole (1/4" max. panel thickness)
- 10 - 32 ports
- Surf 4 plastic toggle
- 2-way, air or water
- 3-way, air

2-Way Toggle

12.1070.01



- Use for Performer
- 1/8" MPT ports
- Surf 4 toggle

Master Toggle Valves

33.0131.02 For Cascade/Radius Surf 4

33.0173.00 For chair mounted 300 or 500 delivery

33.0182.01 For 541 / 545 delivery

90.1189.00 For A-dec 300 with no delivery

33.0048.05 For A-dec 500 Surf 4

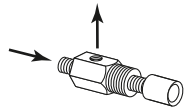


- On/Off toggles

Needle

Needle Valve, Key

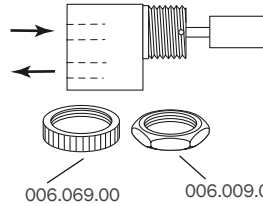
12.0920.00



- Use for air applications
- For Cascade cuspidor-timed circuits
- Manifold mounting
- 10 - 32 male inlet
- 10 - 32 female outlet

Flow Control Needle Valve Coarse Adjustment

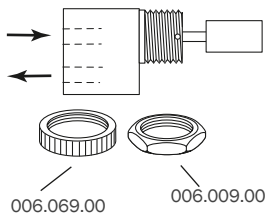
33.0085.02



- Use for air or water
- Panel mount 1/2" hole (1/4" max panel thickness)
- 10 - 32 rear ports
- White plastic stem

Flow Control Needle Valve Fine Adjustment

33.0084.01

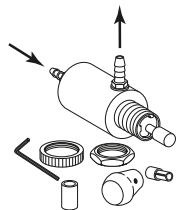


- Use for coolant water
- Panel mount 1/2" hole (1/4" max panel thickness)
- 10 - 32 rear ports
- Plastic black stem

Control Valve Assemblies

13.0361.00 Plastic stem

13.0350.00 Brass stem

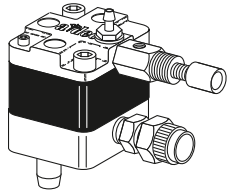


- Use for air or water applications
- Panel mount 1/2" hole (1/4" max. panel thickness)
- 10 - 32 ports

Relay

Time Bowl Rinse Relay

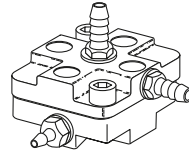
12.0913.00



- For Cascade cuspidor
- 3/8" female Poly-Flo
- 1/8" barb
- 3/8" x 1/4" barb

Relay Valve with Holdback

34.0043.00

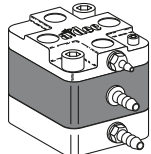


- For tooth dryer
- Non-Cascade
- 1/8" barbs (1)
- 1/4" barbs (2)

Cup Fill Relay and Cup Fill Timer Stabilizer Kit

12.0934.00 Cup fill relay

90.0456.00 Stabilizer kit



12.0934.00



90.0456.00

- For Cascade cup fill
- 1/8" and 1/4" barb

NOTE: Kit replaces the cup fill timer and improves flow adjustment.

Service Tip

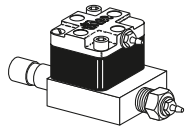
Air bubbles in the water or sputtering may be caused by:

- Loose syringe handle
- Defective o-ring on the connector tube at the syringe terminal
- Leaking diaphragm in the water regulator
- Leaking diaphragm in any water relay valve

Shut-off and Selector

Air-Actuated Water Shut-off

34.0031.00

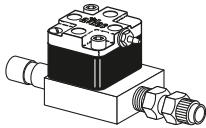


- Inlet $\frac{3}{8}$ " male compression fitting
- $\frac{1}{8}$ " barb

Air-Actuated Water Shut-off

34.0032.00 $\frac{1}{4}$ " Poly-flo

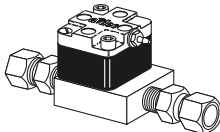
34.0033.00 $\frac{3}{8}$ " Poly-flo



- Inlet $\frac{3}{8}$ " male compression fitting
- $\frac{1}{4}$ " poly sleeve with $\frac{1}{4}$ " poly adapter

Air-Actuated Water Shut-off

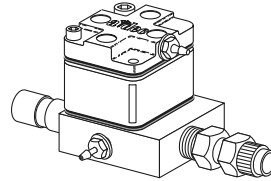
34.0036.00



- Inlet and outlet $\frac{3}{8}$ " female compression fittings
- For Preference dental furniture sink

Air-Actuated Air Shut-off

34.0037.01 $\frac{1}{4}$ " Poly-flo

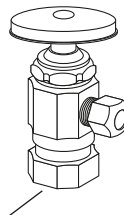


- Inlet $\frac{3}{8}$ " male compression fitting

Manual Shut-off

026.062.00 $\frac{1}{2}$ " inlet, $\frac{3}{8}$ " compression outlet

026.158.00 $\frac{1}{2}$ " threaded inlet, $\frac{3}{8}$ " compression outlet



026.158.00 shown

- Inlet $\frac{1}{2}$ " compression or $\frac{1}{2}$ " female pipe thread
- Outlet $\frac{3}{8}$ " compression
- Nickel plated brass

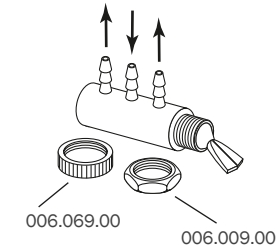
Service Tip

Restricted water flow could be the result of a clogged screen in the manual shut-off valve. To check:

1. Turn off the master on/off valve toggle.
2. Bleed off system pressure.
3. Turn OFF manual shut-off valve.
4. Remove water filter/regulator.
5. Check screen.

3-Way Selector

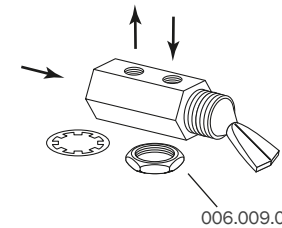
33.0104.05



- Air applications only
- 2 position, 3-way
- $\frac{1}{8}$ " barbs
- Surf 4 plastic toggle

Ported 3-Way

82.0305.04

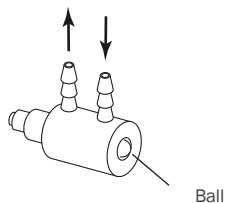


- Air or water applications
- 10 - 32 ports (3)
- Panel mount
- Surf 4 plastic toggle
- City Water toggle

Micro and Actuator

2- or 3-Way Micro

33.0134.00 2-way (brass)
33.0138.00 3-way (SST)



- 2-way, (brass ball) for Cascade bowl rinse and Excellence
- 3-way, stainless steel ball (SST), for Cascade cup fill and Excellence (replaces 29.0185.00)

In-line Check

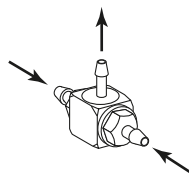
026.073.02



- 1/8" tubing barbs
- 15 psi minimum
- Arrow indicates direction of flow

Shuttle

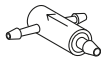
026.074.01



- 1/8" tubing barbs

Tee Check

27.0005.03



- For Century I and II handpiece flush
- 1/8" barbs
- Arrow indicates direction of flow

2-Way Air Bleed

33.0132.00



- For Cascade unitized holder
- Use for air bleed
- Snap fit mounting
- 1/8" barb

2-Way Air Bleed

33.0025.00



- For Excellence holder and Cascade individual holder
- Use for air bleed
- Snap fit mounting
- 1/8" barb

2-Way Air Bleed

33.0025.01

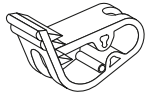


- For Continental whip and Excellence cuspidor
- Use for air bleed
- Snap fit mounting
- 1/8" barb

Components

Single Flow Restrictors

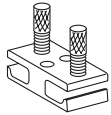
025.052.00 3/8" OD tubing



3/8" Plastic

Double Flow Restrictor

23.0173.00



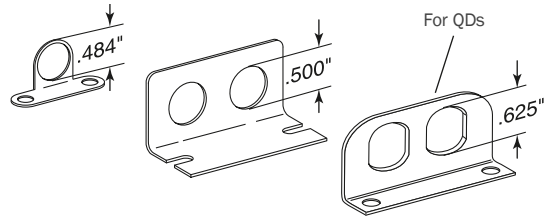
- 3/8" OD tubing
- Used for 3-way air/water syringe flow control
- O-ring added to adjustment screw for shipping. Discard after screw adjustment.

Panel Mounting Brackets

026.036.00 Single

42.0701.00 Double

56.0339.00 Double for QDs



Toggle, on/off

33.0031.02 Pin and toggle kit, Surf 4

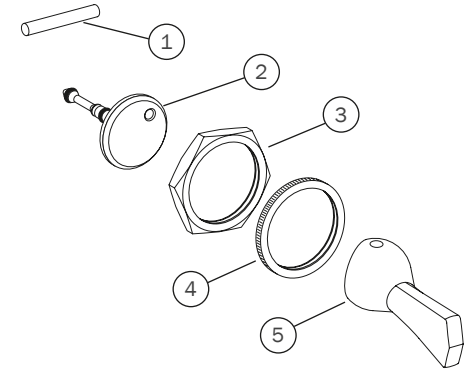
22.0462.02 Toggle, Surf 4

22.0462.03 Toggle, White

011.038.01 Pin (5)



Toggle, Momentary



1,5	33.0037.02 Toggle and pin kit	
1	011.038.01 Straight pin, .062 Dia x .430, (5)	
2	29.0830.00 Stem w/o-ring, 2 way	
3	006.009.00 Hex nut $1\frac{5}{32}$ -32" x $\frac{9}{16}$ " x $\frac{3}{32}$ "	
4	006.069.00 Knurl nut, $1\frac{5}{32}$ -32"	
5	Momentary toggle lever	
	33.0036.02, Surf	
	33.0036.03, Gray 3	

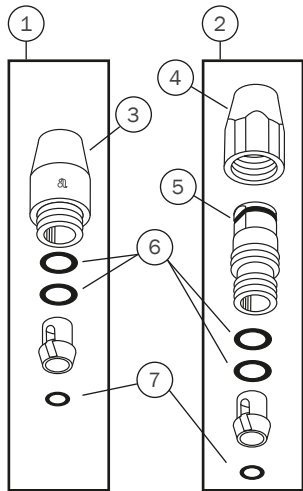
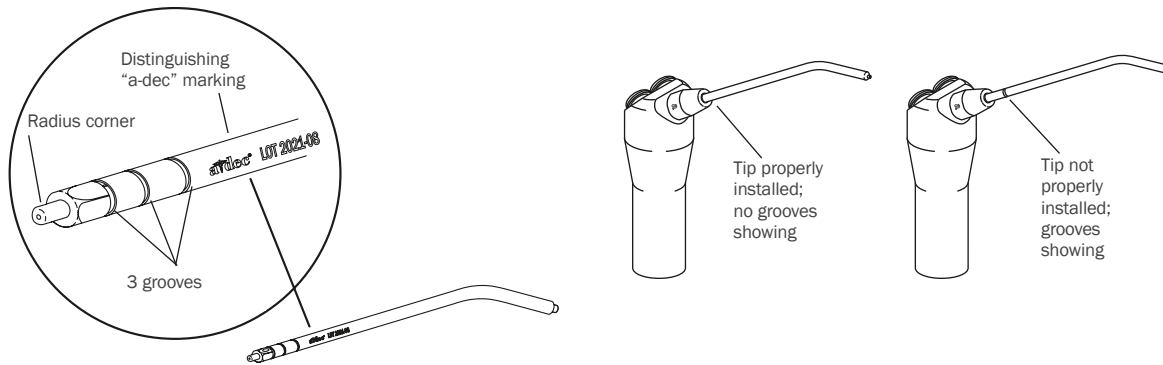
Tips and Retainers

Use Only A-dec Syringe Tips

Use of syringe tips manufactured by a company other than A-dec may result in damage to the o-rings inside the syringe tip retainer assembly. Damage to these o-rings can result in syringe tip ejection. Many disposable syringe tips have sharp corners on the water tube, which cut the o-ring sealing the water from the air in the tip.

To help you easily identify genuine A-dec syringe tips, a distinguishing "A-dec" mark is located above three grooves on each tip. A-dec syringe tips also have a bright nickel chrome finish.

The nickel chrome finish on A-dec's syringe tips is not affected by cleaning solutions containing ammonia or amines. While A-dec tips are not affected by these solutions, we discourage the use of these chemicals when cleaning A-dec or any other manufacturers' syringe tips since tips from different manufacturers are often mixed together in the dental office.




Syringe Nut Assemblies

REF	DESCRIPTION	PART NUMBER	PRICE
1	Syringe nut assembly, non-locking	23.1112.00	
2	Syringe nut assembly, locking	23.1090.00	
3	Non-locking nut, with o-ring	23.1111.01	
4	Locking nut	23.1103.00	
5	O-ring, 0.176" ID x 0.040" W (10)	035.030.01	
6	O-ring, 0.114" ID x 0.070" W (10)	035.062.01	
7	O-ring, 0.056" ID x 0.060" W (10)	034.007.01	

Standard Syringe Tip

23.0872.01 (5)

23.0872.02 (25)

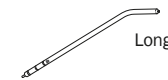


- Autoclavable
- Standard size 3 1/4" (83 mm)
- Specially designed for A-dec syringes

Syringe Tips

23.0464.00 Long (1)

23.0465.00 Short bend (1)



Long



Short bend

- Autoclavable
- Long size 5 3/4" (133 mm)
- Short bend 3 1/4" (83 mm)
- Specially designed for A-dec syringes

Air-only Syringe

23.1337.00 Tubing syringe assembly

1 button, Gray 3, 56" (for 594 Sterilization Center)

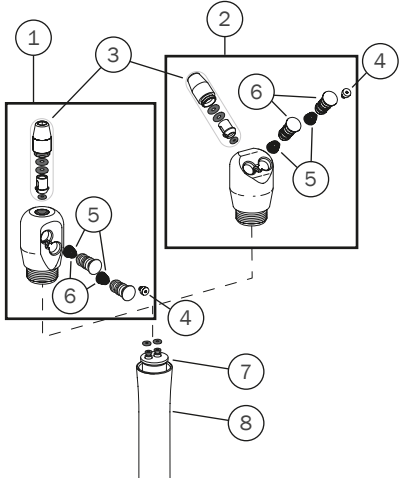
23.1429.00 Tubing syringe assembly

Traditional, 1 button, Gray 3, 84"

23.1430.00 Tubing syringe assembly

Continental, 1 button, Gray 3, 84"

Autoclavable Syringe Assemblies



Autoclavable Mini Head Syringe Assemblies

REF	DESCRIPTION	PART NUMBER	PRICE
1	Continental syringe head assembly, small	23.1277.00	
2	Traditional syringe head assembly, small	23.1278.00	
3	Syringe nut assembly, non-locking	23.1112.00	
	Syringe nut assembly, locking	23.1090.00	
4	Syringe button screw, 2-56 (5)	23.1193.01	
5	Conical compression spring (10)	013.064.01	
6	Button valve assembly (2)	23.1232.01	
7	Terminal barb assembly	23.1361.00	
	Quick disconnect terminal barb assembly	23.1403.00	
8	Syringe handle	23.1250.00	

Autoclavable Syringe Assemblies

DESCRIPTION	PART NUMBER GRAY 3	PRICE
Full Assemblies (Includes syringe, tubing, terminal barb assembly, and flow control clamp)		
Traditional syringe assembly, 7' (2,134 mm)	23.1375.00	
Traditional syringe assembly, 12' (3,657 mm)	23.1376.00	
Traditional syringe assembly, with QD terminal barb assembly, 7' (2,134 mm)	23.1374.00	
Traditional syringe assembly, with QD terminal barb assembly, 11' (3,353 mm)	23.1402.00	
Continental syringe assembly, with QD terminal barb assembly, 7' (2,134 mm)	23.1373.00	
Air only Traditional syringe assembly, 7' (2,134 mm)	23.1429.00	
Air only Continental syringe assembly, 7' (2,134 mm)	23.1430.00	
Tubing Assemblies (Includes collet, bushing, retainer, retainer spring, and uni-clamps)		
Syringe tubing assembly, 7' (2,134 mm)	23.1404.00	
Tubing (Tubing only, without end attachment hardware)		
Straight 3-hole tubing, 7' (2,134 mm)	024.260.01	
Straight 3-hole tubing, 12' (3,657 mm)	024.260.02	

Syringe Component Kits

Autoclavable Syringe Valve Kit

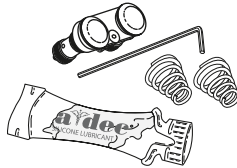
23.1234.00



- For syringes beginning October 1995
- Includes button valves, springs, retaining screw, hex key, and silicone lubricant

2-Button Conversion Kit

23.1194.00



- Converts from single autoclavable button to two autoclavable buttons
- Includes: (2) valve assemblies, (1) spacer, screw, (2) springs, silicone lubricant, and hex key

Service Tips

USE ONLY A-DEC SILICONE LUBRICANT (98.0090.01)

Using petroleum-based lubricants (jellies, creams, or lotions) causes the o-rings in the syringe to swell and/or deteriorate, resulting in syringe malfunction or failure.

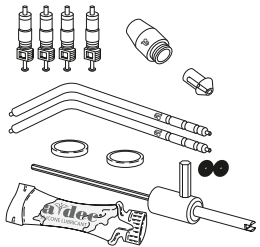
USE ONLY A-DEC SYRINGE TIPS

Using disposable syringe tips or tips manufactured by a company other than A-dec may result in damage to the o-rings inside the tip retainer nut assembly. Damaged o-rings may result in syringe tip ejection.

Identify genuine A-dec tips by the "A-dec" located above three grooves on each tip.

Uni-Flo and Tri-Flo Syringe Service Kit


23.0019.00



- Includes two syringe tips, nut, four valves, two diaphragms, two o-rings, valve core removal tool, and lubricant

Strain Relief Installation Tool

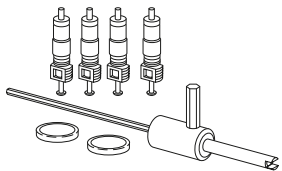
23.1349.00



- For syringe tubing

Uni-Flo and Tri-Flo Syringe Valve Core Service Kit

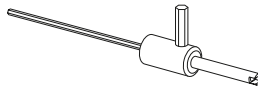
23.0018.00



- Includes four valve cores, two syringe button diaphragms, and valve core removal tool

A-dec syringe tool


98.0010.00



- A-dec's syringe tool incorporates:
 - A valve core removal tool
 - A 3/32" hex wrench for syringe flow adjustment
 - A 5/32" hex wrench for removing and installing the syringe tip insert

Torque Adapter Tool

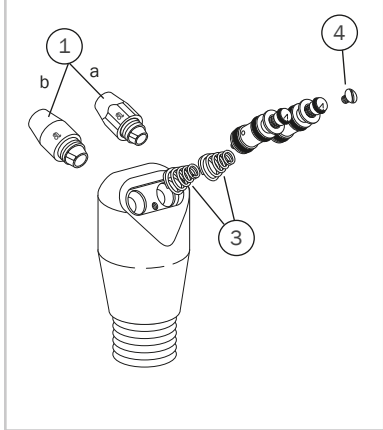
23.1354.00



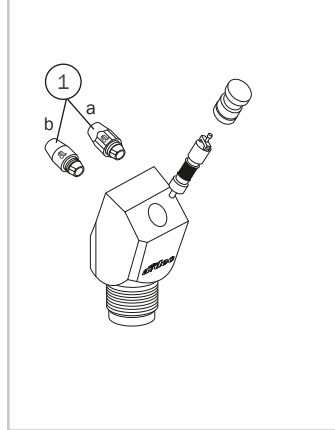
- For syringe nut

Legacy Syringe Assemblies

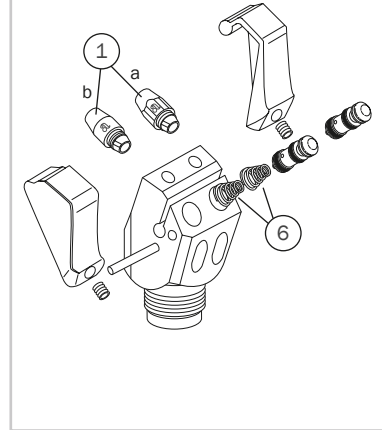
EZ-Clean Syringe (service parts only)



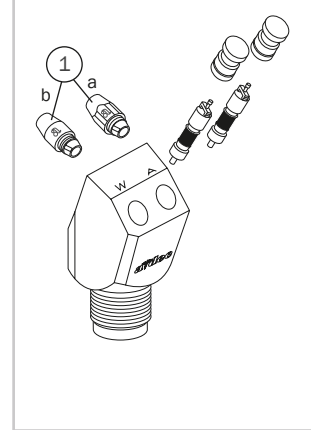
Uni-Flo Syringe (service parts only)



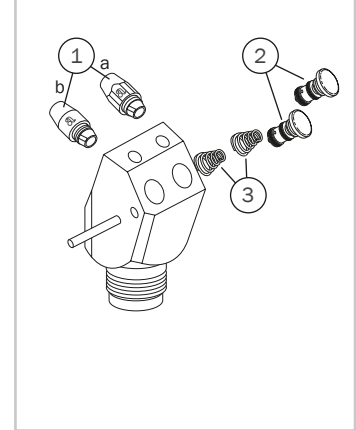
Lever Syringe (service parts only)



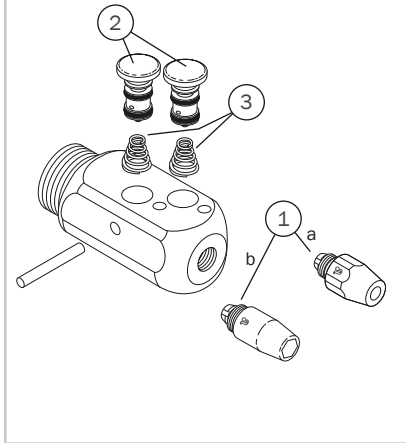
Tri-Flo Syringe (service parts only)



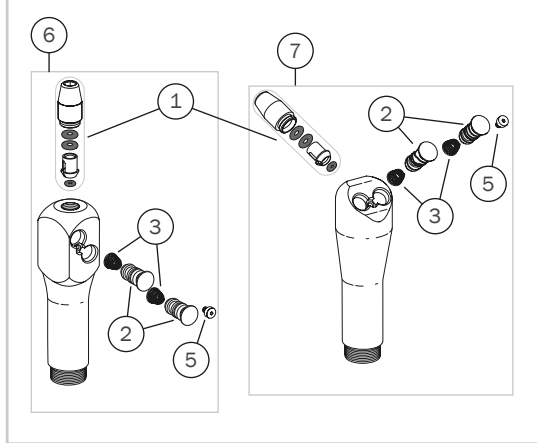
Soft-Touch Syringe (service parts only)



Continental Pencil Syringe (service parts only)



Autoclavable Syringe Assemblies

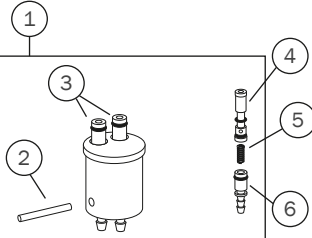
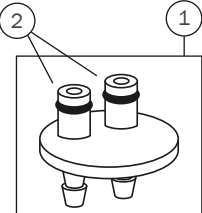
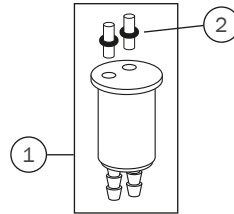


Legacy Syringe Service Parts

REF	DESCRIPTION	PART NUMBER	PRICE
1	a - Locking nut	23.1090.00	
	b - Non-locking nut	23.1112.00	
2	Button valve assembly (2)	23.1232.01	
3	Spring, compression (10)	013.064.01	
4	Screw (5)	001.002.01	
5	Syringe button screw, 2-56 (5)	23.1193.01	
6	Continental syringe head assembly	23.1096.00	
7	Traditional syringe head assembly	23.1011.00	

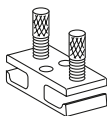
Components

Terminal Barb Assemblies

	REF	DESCRIPTION	PART NUMBER	PRICE
	1	Terminal barb assembly, 2 barb, quick disconnect	23.1067.00	
	1	Terminal barb assembly, 2 barb, quick disconnect, mini head	23.1403.00	
	2	Pin (5) 0.062" Dia x 0.430" L	011.038.01	
	3	O-ring, AS568-002 (10)	030.002.02	
	4	Stem, w/o-ring (2)	23.1064.01	
	5	Compression spring (10) 0.088" OD x 0.250"	013.003.01	
	6	Terminal barb, w/o-ring (3)	23.1068.01	
	1	Terminal barb assembly, 2 barb, w/o-rings, mini head	23.1361.00	
		Terminal barb assembly, 2 barb, w/o-rings	23.1110.00	
	2	O-ring, AS568-002 (10)	030.002.02	
	1	Terminal barb assembly, non-circulating	23.0760.00	
	2	O-ring, AS568-004 (10)	030.004.02	

Double Flow Restrictor

23.0173.00



- 1/8" OD tubing
- Used for 3-way air/water syringe flow control
- O-ring added to adjustment screw for shipping. Discard after screw adjustment.

Replacement Handle

23.1250.00



- Use for:
Autoclavable mini head syringe assemblies

Replacement Handle

23.1015.00



- Use for:
Autoclavable, and Continental autoclavable syringes

Syringe Strain Relief Repair Kit

90.0563.00 Repair kit

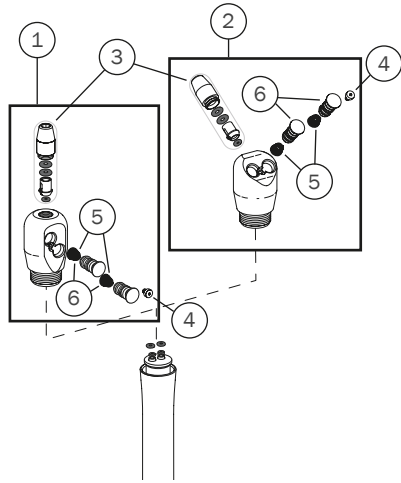
010.073.01 Retainer spring (5)



Springs

- Repair kit includes:
- (2) bushings (23.0802.00)
 - (2) retainer springs (010.073.00)
 - (1) hand tool (23.1349.00)
 - (1) install guide (85.2826.00)

Warm Water



Autoclavable Warm Water Syringe Assemblies for A-dec 300 and A-dec 500

REF	DESCRIPTION	PART NUMBER	PRICE
1	Continental syringe head assembly, small	23.1277.00	
2	Traditional syringe head assembly, small	23.1278.00	
3	Syringe nut assembly, non-locking	23.1112.00	
	Syringe nut assembly, locking	23.1090.00	
4	Syringe button screw, 2-56 (5)	23.1193.01	
5	Conical compression spring (10)	013.064.01	
6	Button valve assembly (2)	23.1232.01	
	Printed circuit board (Includes mounting hardware)	23.1314.00	
	Printed circuit board for A-dec 545 (Includes mounting hardware)	23.1314.01	

Warm Water Syringe Tubing

DESCRIPTION	PART NUMBER GRAY 3	PRICE
Full Assemblies (Includes syringe head, tubing, terminal barb assembly, warm water circuit board, and mounting hardware)		
Traditional syringe assembly, 84" tubing with 56" sheath (For use with 532, 542, 332, 334, 336)	23.1290.01	
Traditional syringe assembly, 84" tubing with 62" sheath (For use with 352, 353, 541, 545)	23.1294.01	
Traditional syringe assembly, 120" tubing with 56" sheath (For use with 551)	23.1306.01	
Continental syringe assembly, 84" tubing with 56" sheath	23.1291.01	
Tubing Assemblies (Includes tubing, handle, bushing, retainer, terminal barb assembly, and spring)		
84" tubing with 56" sheath (For use with 532, 542, 541 Dr. Side, 332, 334, 336)	23.1301.01	
84" tubing with 62" sheath (For use with 352, 353, 541 Asst. Side, 545)	23.1299.01	
120" tubing with 56" sheath (For use with 551, 551sta)	23.1307.00	

Cascade Low Voltage Water Heater Service Parts

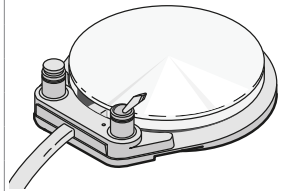
DESCRIPTION	PART NUMBER	PRICE
Heated tubing assembly with terminal, Surf, 5'	23.1198.00	



Assemblies

Wet/dry foot control

with chip blower/accessory button and wet/dry toggle

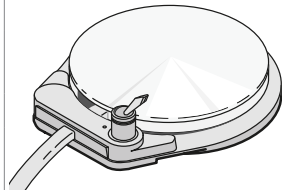


- Modulates variable speed operation with foot pressure applied in any position
- Wet/dry toggle operates on/off control for coolant water
- Chip blower for use with air turbine, electric handpiece, A-dec camera, as well as ultrasonic instruments

PRODUCT DESCRIPTION	PART NUMBER GRAY 3	PRICE
A-dec 500 (Version B)		
A-dec 532/533, 5' (1,524 mm)	38.1829.00	
A-dec 541/542, 16' (4,876 mm)	38.1829.01	
A-dec 300 and 300pro with CP5		
A-dec 332/333/336, 5' (1,524 mm)	38.1862.00	
A-dec 334/335, 9' (2,743 mm)	38.1838.00	
A-dec 342, 16' (4,876 mm)	38.1983.00	
A-dec 500pro and 300pro with CP5i		
A-dec 532pro/533pro and 332pro/333pro/336pro, 5' (1,524 mm)	38.1944.00	
A-dec 334pro/335pro, 9' (2,743 mm)	38.1944.02	
A-dec 541pro and 342pro, 16' (4,876 mm)	38.1944.01	
Cascade/Radius		
Cascade/Radius foot control, 9' (2,743 mm)	38.1889.00	

Wet/dry foot control

with wet/dry toggle



- Modulates variable speed operation with foot pressure applied in any position
- Wet/dry toggle operates on/off control for coolant water
- Use for both the air turbine or electric handpiece

PRODUCT DESCRIPTION	PART NUMBER GRAY 3	PRICE
A-dec 300, 300pro with CP5 and 300fit		
A-dec 332/333/336, 5' (1,524 mm)	38.1834.00	
A-dec 334/335, 9' (2,743 mm)	38.1821.00	
A-dec 342, 16' (4,876 mm)	38.1982.00	
Cascade/Radius foot control, 9' (2,743 mm)	38.1890.00	

Assemblies

Lever foot control

wet/dry foot control with chip blower/accessory button



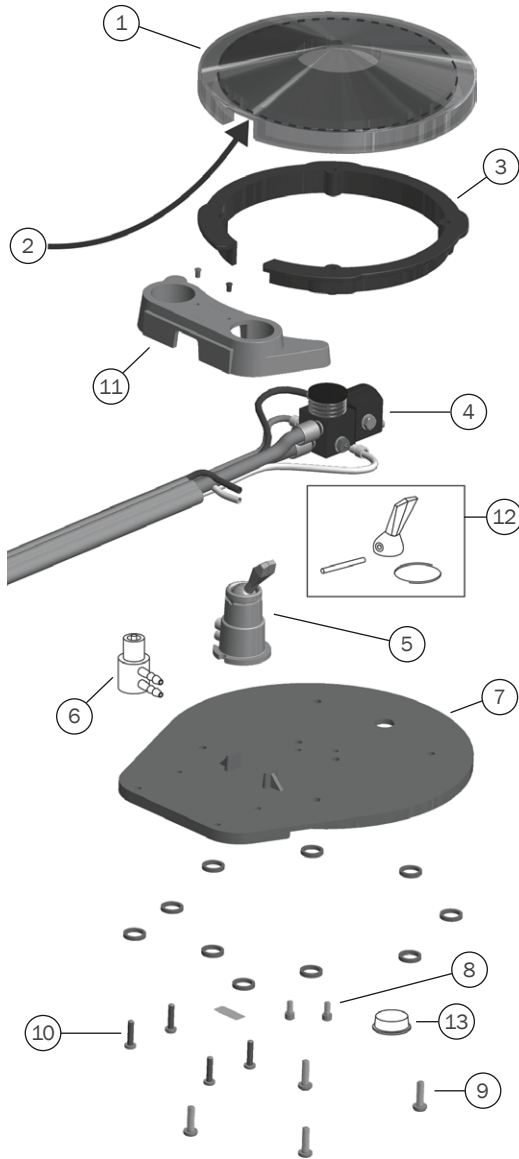
- Superior speed modulation with side to side movement
- Intuitive, eyes free, wet/dry operation
- Ergonomic foot placement during operation

PRODUCT DESCRIPTION	PART NUMBER GRAY 3	PRICE
A-dec 500 (Version B), A-dec 300 and A-dec 300pro with CP5		
A-dec 532/533 and 332/333/336, 5' (1,524 mm)	38.1871.00	
A-dec 334/335, 9' (2,743 mm)	38.1871.02	
A-dec 541 and 342, 16' (4,877 mm)	38.1871.03	
A-dec 500pro and A-dec 300pro with CP5i		
A-dec 532pro/533pro and 332pro/333pro/336pro, 5' (1,524 mm)	38.1945.00	
A-dec 334pro/335pro, 9' (2,743 mm)	38.1945.02	
A-dec 541pro and 342pro, 16' (4,877 mm)	38.1945.01	
A-dec 300 Upgrade Kit		
A-dec 300 chip blower kit For converting a 300 delivery from a disc foot control (without chip blower) to a lever foot control	90.1546.00	

Components

Wet/Dry Foot Control

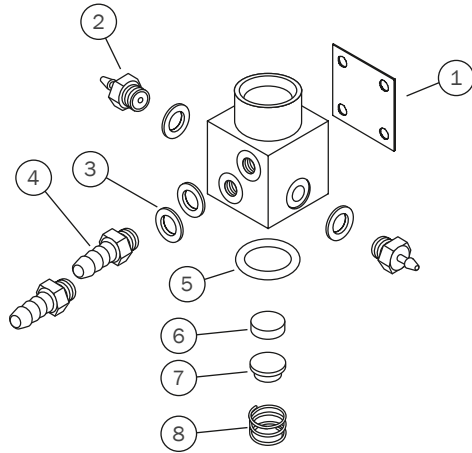
Items are compatible with foot control I, II, III, A-dec 500, 300, and 200; unless noted





REF	DESCRIPTION	PART NUMBER	PRICE
1	Chrome plated foot control cover (Includes #2 foam liner)	22.0110.00	
2	Foam liner	38.0076.00	
3	Retaining ring, 5" OD (Includes attachment screws) (Not compatible with FC I)	38.0237.00	
4	Regulator assembly (FC III only)	38.0761.00	
5	3-way wet/dry toggle	38.1832.01	
6	3-way micro-valve	33.0138.00	
7	Base assembly (Includes U-cup)	38.0059.03	
8	Screw, socket head, 4-40 x 1/4"	003.078.00	
9	Screw, pan head, Phillips, #6 x 1/2"	003.022.00	
10	Screw, pan head, Phillips, #4 x 1/2"	003.088.00	
11	Accessory housing		
	Two hole (A-dec 500/300/200)	38.1802.01	
12	Wet/dry toggle kit (Includes pin, toggle, and retaining spring)	38.0075.04	
13	Rubber bumpers (25) (1/2" bumper with self-adhesive back)	017.007.01	

Components

Foot Control III Valve Assembly



REF	DESCRIPTION	PART NUMBER	PRICE
ALL	Foot control III valve	38.0761.00	
1	Diaphragm, 3/4" square x .013 thick (10)	38.0054.02	
2	Barb, 1/8" x 10-32 (10)	023.004.03	
3	Washer, flat, nylon, .187 ID (10)	004.005.02	
4	Barb, 5/16" x 10-32 (10)	023.805.01	
5	O-ring, .364 ID x .070 wide (10)	030.012.02	
6	Poppet, plastic, foot control	22.0060.00	
7	Cap spring, foot control	22.0050.00	
8	Spring, compression, .312 OD x .25	22.0580.00	

Foot Control Tubing	LENGTH	NO SHEATH	GRAY 3	PRICE
 Foot control III tubing	10' (3 m)	-	024.248.01	
	50' (15 m)*	-	024.248.03	
 A-dec 300/500 foot control tubing	10' (3 m)	-	024.214.01	
	50' (15 m)**	-	024.214.02	

Note: *A-dec recommends a maximum tubing length of 15' for Cascade/Performer/A-dec 200.

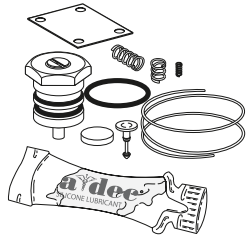
Note: **A-dec recommends a maximum tubing length of 18' for A-dec 300/500.

Exceeding maximum tubing length may result in delayed handpiece activation and coolant air/water shut-off.

Components

Foot Control I Valve Service Kit

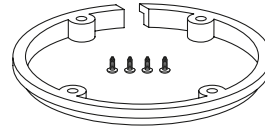
90.0010.00



- For use with foot control I valve (discontinued 1979)

Foot Control I Retaining Ring

22.0120.00 Gray



- Includes 4 screws 6 x 1/2"

Service Tip

WATER LEAKS FROM HANDPIECES AFTER REMOVING FOOT FROM FOOT CONTROL

Some water leaks can be caused by pinched foot control tubing, which blocks the exhaust exit out of the foot control and traps the water coolant signal.

REMINDER: TROUBLESHOOTING AN ACTIVE FOOT CONTROL

Before removing the foot control disc, move the master On/Off toggle to the OFF position and bleed the system of air pressure. This prevents the foot control stem from being forcefully ejected from the Foot Control II valve.

If the air supply to the foot control must be active while testing, before moving the master On/Off toggle to the ON position, ensure that the stem assembly in the foot control valve cannot be ejected.

Foot Control II Valve Service Kit

90.0312.00



- For use with foot control II valve (discontinued 1999)

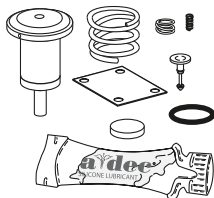
Euro Conversion Kits

38.0825.00 A-dec 200/300/500/Simulator

38.1764.00 Cascade/Radius/Performer III

Foot Control III Valve Service Kit

90.0593.00



- For use with foot control III valve (38.0761.00)
- Also use with A-dec 500, 400, and 300 foot controls

Strain Relief Clip

62.0131.00

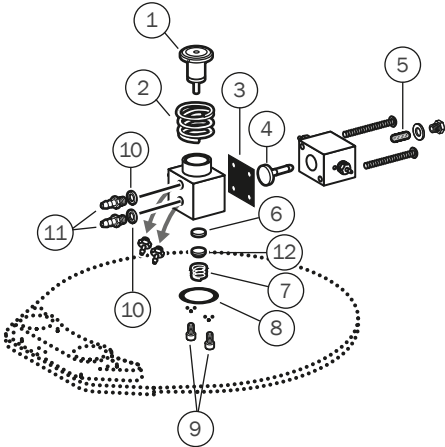


Foot Control Service Kits

Action Items

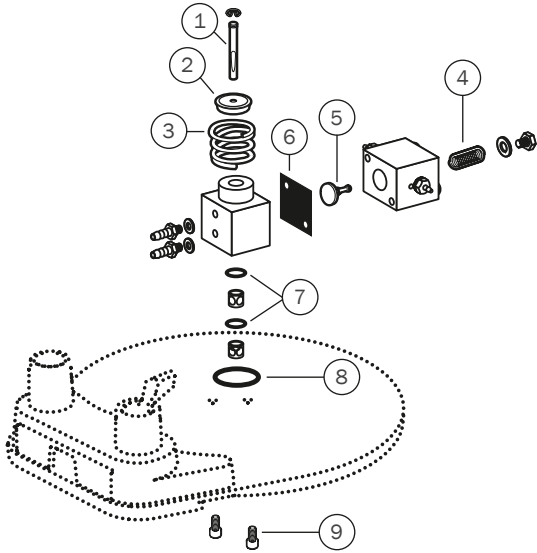
- Inspect o-ring and trim ring, replace as necessary, lubricate o-rings with A-dec silicone lubricant, and check for correct operation.

- Replace diaphragm every five years or more frequently if needed.

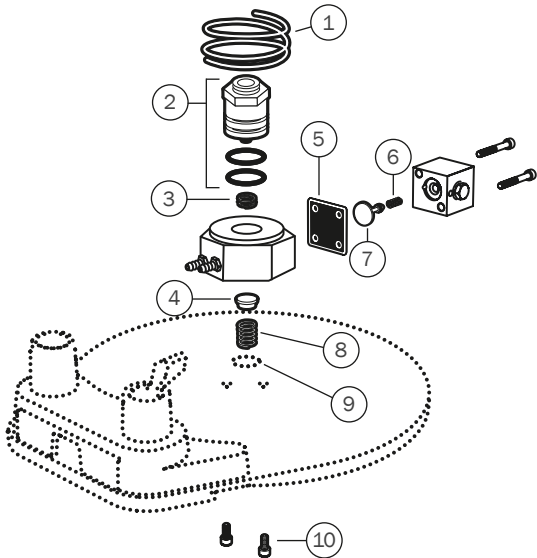


REF	DESCRIPTION	PART NUMBER	PRICE
1-9	Service Kit, Foot Control III Contains items 1-9	90.0593.00	
1	Piston assembly		
2	Compression spring (large)		
3	Diaphragm		
4	Stem with o-rings		
5	Spring		
6	Poppet		
7	Compression spring (small)		
8	O-ring, AS568-012 .364 ID x .070 wall		
9	Screw, soc. hd. 4-40 x 1/4"		
10	Nylon washer		
11	5/16" barb		
12	Spring cap		

Foot Control Service Kits

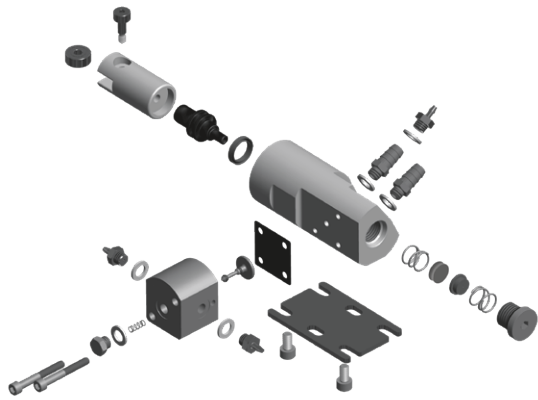


REF	DESCRIPTION	PART NUMBER	PRICE
1-9	Service Kit, Foot Control II Contains items 1-9	90.0312.00	
1	Stem assembly		
2	Return ring		
3	Compression spring, .760 OD x .47 length		
4	Compression spring		
5	Stem with o-rings		
6	Diaphragm		
7	O-ring, AS568-008 .176 ID x .070 wall		
8	O-ring, AS568-012 .364 ID x .070 wall		
9	Screw, socket hd. 4-40 x 1/4"		

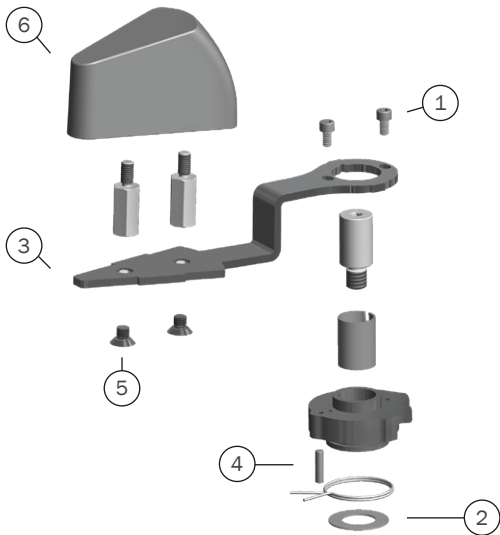


REF	DESCRIPTION	PART NUMBER	PRICE
1-10	Service Kit, Foot Control I Contains items 1-10	90.0010.00	
1	Compression spring, 1.20 OD x .630 LG		
2	Piston assembly		
3	Compression spring, .312 OD x .25		
4	Poppet		
5	Diaphragm		
6	Compression spring, .093 OD x .250		
7	Stem with o-rings		
8	Compression spring		
9	O-ring, .614 ID x .070 wall		
10	Screw, socket hd. 4-40 x 1/4"		

Lever Foot Control Service Kits




REF	DESCRIPTION	PART NUMBER	PRICE
	Pressure Regulator Assembly	90.1510.00	



REF	DESCRIPTION	PART NUMBER	PRICE
Lever Parts			
1	6-32 x 1/4" screw	001.034.00	
2	Flat washer	004.035.00	
3	Lever	38.1863.00	
4	Pin	011.052.00	
5	Screw	001.224.00	
6	Cover	38.1852.00	

A-dec 500 and 300 Controls


Full Control Blocks				
Model	3-position	Price	4-Position	Price
532pro, 533pro, 541pro	-		38.2018.00	
532B, 533B	-		38.1876.00	
532A, 533A, 542	-		38.1933.00	
541	-		38.1972.00	
332, 332pro, 333, 333pro, 334, 334pro, 335, 335pro, 336, 336pro	38.1971.00		38.1970.00	
341pro	38.1971.00		38.1972.00	
200	-		38.1970.01	
41L, 42L	90.1736.00		90.1735.00	

Adjustment Cartridge/Stem/Key			
For models: 532B, 533B, 541 (Effective August 2017), 332, 333, 334, 335, 336, 342, Simulators (Effective 5/30/2018), 200 (Effective June 2017), Performer B (white)			
	Water coolant stem, version 1	38.1824.00	
	Water coolant cartridge, version 2	38.1936.01	
	Air coolant stem	38.1825.00	
	Drive air adjustment stem with o-ring	38.1785.01	
	Flow adjustment key Does not work for 532B and 533B	38.1823.00	
	Flow adjustment key For 532B and 533B	77.1493.00	
For models: 532A, 533A, 542, 541 (Prior to August 2017), Simulators (Prior to 5/30/2018)			
	Water coolant stem, version 1	38.0516.00	
	Water coolant cartridge, version 2	38.1973.01	
	Air coolant stem	38.0526.00	
	Flow adjustment key (4)	38.1808.01	

Control Block Diaphragm

38.1787.01 Diaphragm, 4-position blk (5)

38.1833.01 Diaphragm, 3-position blk (5)



- For A-dec 500 and 300 control blocks

QD Plug and Barb Retainer

026.160.01 QD, plug (5)

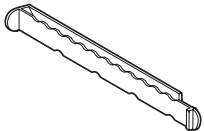
38.1800.00 Barb retainer, white, 4 position

38.1800.01 Barb retainer, white, 3 position

38.1879.00 Barb retainer, black, 4 position



- For A-dec 500 and 300 control block
- Includes o-ring



- Barb retainer (white)
- For all deliveries except 532B and 533B



- Barb retainer (black)
- For 532B and 533B

Cartridge Version 2

38.1934.01 Water cartridge

38.1958.01 Dry cartridge

38.1957.01 Washer, gray (5)



- Water cartridge:
For converting from a dry control block position to a wet block
- Includes washer



- Dry cartridge:
For converting from a wet control block position to a dry block
- Includes washer

Cartridge Version 1

38.1780.00 Water cartridge

38.1783.00 Dry cartridge

38.1799.01 Washer, white (5)



- Water cartridge:
- For converting from a dry control block position to a wet block
 - Includes washer
 - For A-dec 500 and 300 control blocks only




- Dry cartridge:
- For converting from a wet control block position to a dry block
 - Includes washer
 - For A-dec 500 and 300 control blocks only

Century Plus

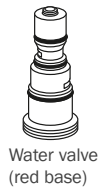
Century Plus Control Block

- 38.0540.00
- 38.0501.01 3 block kit
- 001.103.00 Mounting block screws



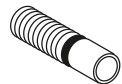
Century Plus Cartridges

- 38.0517.00 Air bleed
- 38.0518.00 Check valve
- 38.0520.00 Water valve



Drive Air Flow Adjustment Stem

- 38.0510.00 Stem
- 035.034.01 O-ring (10)



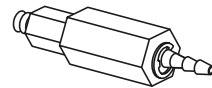
Water Coolant Flow Adjustment Stem

- 38.0516.00 Stem
- 035.034.01 O-ring (10)



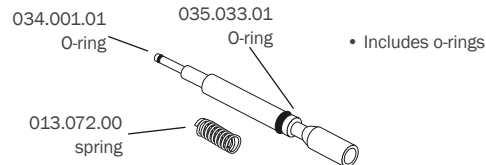
Syringe Flow Control Barb

- 38.0555.00



Flush Valve Stem

- 38.0525.00 Stem
- 035.033.01 O-ring (10)
- 034.001.01 O-ring (10)
- 013.072.00 Spring



Air Coolant Flow Adjustment Stem

- 38.0526.00 Stem
- 030.003.02 O-ring (10)



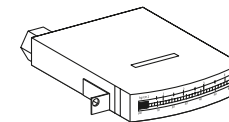
Handpiece Control Adjustment Keys

- 98.0867.02 (5)



Gauge, Horizontal

- 39.0822.00



Century Plus

Traditional-Style Century Plus Handpiece Control Kits

- 38.0631.00 Unitized
- 38.0375.00 Individual w/holder

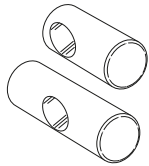


38.0631.00

- For Cascade handpiece position
- Includes control block, valve, tie bolts, gasket, and hardware

Pins for Continental Whip

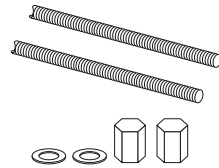
- 39.1050.00 Short pin
- 39.1051.00 Long pin



- Short pin used on outer sides of end whips
- Long pin used between whips

Tie Bolt Kit

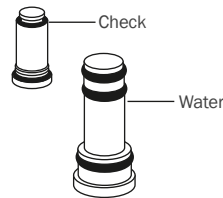
- 38.0504.07 3 blocks
- 38.0504.08 4 blocks



- Includes (2) bolts, (2) washers, and (2) nuts

Dry Block Conversion Kit

- 38.0648.00



- Black base
- Contains (2) plugs (one water, one check valve)

Continental Whip Tension Springs

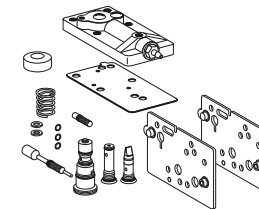
- 013.015.00 Red 3 lb spring
- 013.027.00 Green 4 lb spring



- Red 3 lb spring is standard on Cascade
- Green 4 lb spring used for greater return pull on whip arm

Century Plus Control Block Service Kit

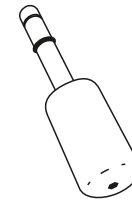
- 38.0537.01 Service Kit
- 001.021.00 Screw
- 75.0911.01 Fiber-optic switch diaphragm (5)
- 38.0550.01 Red gasket
(removed from kit Dec. 2016)



- Includes cartridges, gaskets, stem, diaphragms, cap assembly, actuator, washers, spring, and screws
- Order IOLS diaphragm for systems that also include a Fiber-optic Light Source (75.0911.01)

Locking Adjustment Knob

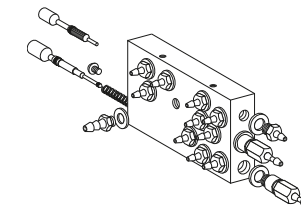
- 83.0217.00 Flow adjustment knob, locking



- For use in Cascade and A-dec 500 handpiece controls
- Tool removable from flow adjustment stem

Century Plus Manifold Assembly for Cascade

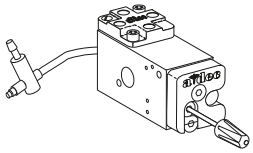
- 38.0524.00 For Cascade
- 38.0505.00 End cap
- 38.0546.00 Top cap



Century II

Century II Control Block

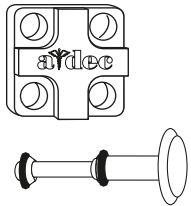
38.0223.02 Block assembly



- Block assembly includes control block, (2) knobs (one gray, one black), and gasket

Water Valve Cover and Stem Assembly

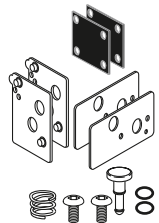
29.0831.00 Stem w/o-rings
38.0181.00 Valve cover
38.0054.02 Diaphragm (10)



- For Century II control blocks

Century II Control Block Repair Kit

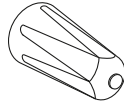
90.0321.00 Kit



- Includes diaphragms, gaskets, o-rings, stem spring, and screws

Push On Knob Kits for Coolant Stems


027.017.02 Blue dot for water
027.018.02 Yellow dot for air



- Each kit includes both gray and black knobs w/color dot
- Choose yellow for air coolant and blue for water coolant

IC Control Block

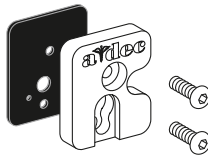
38.0467.00 Block assembly



- Block assembly includes control block, barbs, and caps

Valve Cover Kit

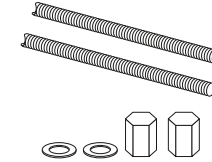
90.0304.00 Kit
38.0178.00 Cover w/screws
38.0179.02 Diaphragm (10)



- Includes valve cover, diaphragm, o-rings, and screws

Tie Bolt Kit

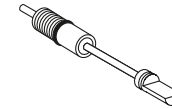
38.0193.01 3 blocks



- Includes (2) bolts, (2) washers, and (2) nuts

Air and Water Coolant Stem

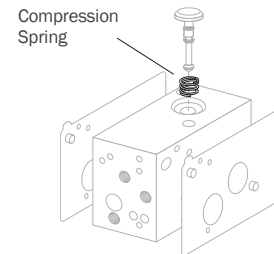
33.0103.00 Stem
030.004.02 O-ring (10)



- Includes o-ring (030.004.02)

Compression (Stem) Spring

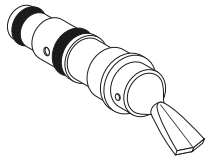
013.025.00



Century II

3-Way Cartridge

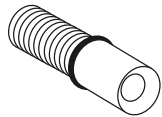
33.0100.02 Surf 4 toggle



- Use for Master on/off and coolant water air signal on/off functions in Century II master block

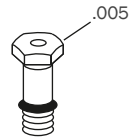
Adjustable Screw w/O-ring

29.0100.00



Air Bleed Restrictor

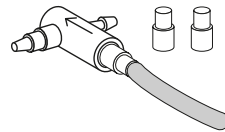
38.0316.00 Restrictor
030.004.02 O-ring (10)



- Includes o-ring

Flush/Non-Retractable Handpiece Conversion Kits

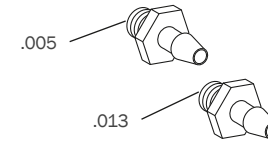
14.0326.00 Non-retraction kit



- Add flush capability to handpiece tubing
- 1 handpiece kit includes teed check valve, uniclamps, and instructions

Air Bleed Restrictor Barbs

023.036.00 .005
023.070.00 .013
004.005.02 Washer (10)




- Requires washer (004.005.01)

Performer

Performer Control Block

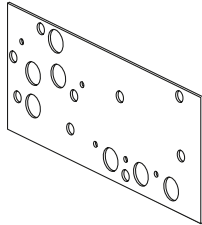
38.0729.00 Block w/pigtails
38.1775.00 Service kit, Perf



- Service kit includes: diaphragm, water relay assembly, and water valve actuator

Performer Control Block Diaphragm

38.0711.01 (5)



Water Relay Valve Cartridge and Actuator

38.0717.00 Cartridge
38.0718.00 Actuator



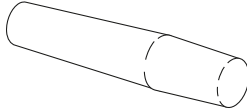
Cartridge



Actuator

Performer Knob, Push On


027.057.01




- Flow adjustment stem
- Blue

Coolant Flow Adjustment Stems

38.0712.00 Water stem
38.0713.00 Air stem
030.004.02 O-ring (10)



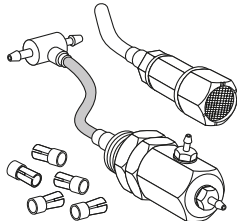
- Water stem
Includes o-ring



- Air stem
Includes o-ring

Performer Pressure Relief Kit

90.1020.00 Kit



- Includes muffler assembly, valve assembly, (5) uni-clamps, and installation instructions

Flow Control Screw

38.0766.02 Assembly (5)
030.004.02 O-ring (10)



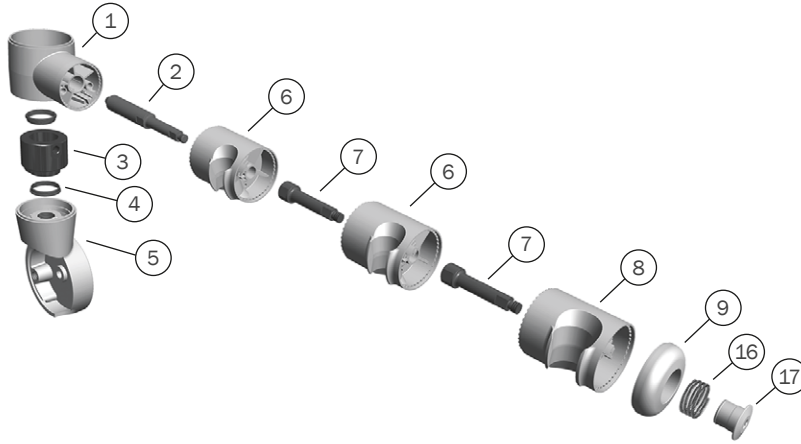
- Assembly includes screw with o-ring

Service Tip

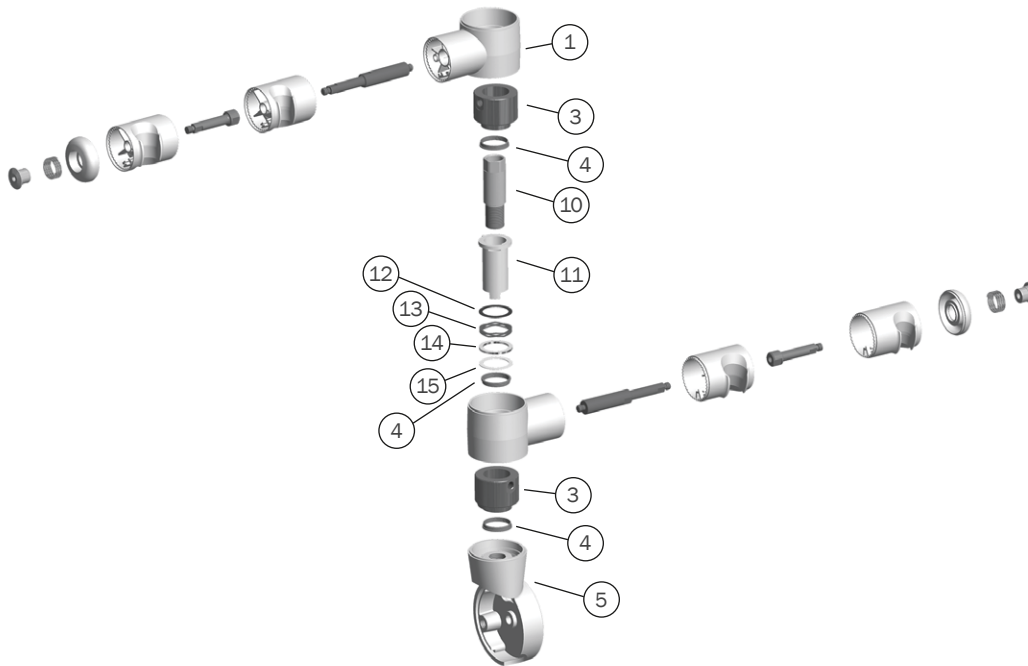
Use a Performer pressure relief kit (90.1020.00) to prevent trapped air and water from exhausting through the high speed handpiece when it is lifted from the holder.

A-dec 300/400/500 Assistant's Single and Dual Holder Arm

Assistant's Single Holder Arm (300/400/500)



Assistant's Dual Holder Arm (300/400/500)



REF	DESCRIPTION	PART NUMBER	PRICE
1	Holder turret, White	99.0649.01	
2	Turret axle	99.0701.00	
3	Inner hub	99.0699.00	
4	Bearing	99.0698.00	
5	Mount, White	77.0125.02	
6	Saliva ejector/syringe holder kit, Surf	99.0653.01	
	Saliva ejector/syringe holder kit, White	99.0653.03	
7	Axle	99.0660.00	
8	11 mm Standard HVE kit, Surf	99.0650.01	
	11 mm Standard HVE kit, White	99.0650.03	
9	End cap assembly, White	99.0648.03	
10	Pass thru bolt	77.0123.00	
11	Spline	99.0651.00	
12	Washer	004.173.00	
13	Wave washer	004.237.00	
14	Spacer	77.0124.00	
15	Washer	004.060.00	
16	Spring	013.011.00	
17	End Cap	99.0659.00	

A-dec 500 and 300 Holders

Whip Assembly Kit for A-dec 500 (Version A)

- 77.0291.01 Whip kit, Surf 4
- 77.0291.02 Whip kit, White 2
- 013.123.00 Spring, whip
- 77.0063.00 Whip cover, Surf 4
- 77.0063.01 Whip cover, White 2



- Includes whip assembly, cover, and spring

Whip Components for A-dec 300

- 90.1205.00 Whip kit A-dec 300



- Includes whip assembly, cover, and spring

Whip Assembly for A-dec 533 (Version B), 533pro, 333/333pro and 335/335pro

- 77.1830.00 Whip Assembly



- Includes whip and hardware
- For additional handpiece in position 2

A-dec 300 to 300pro Continental Upgrade Kit

- 90.1842.00 Continental upgrade kit

- Converts any existing A-dec 300 delivery system (TRAD or CONT) to the 300pro continental whip style

A-dec 300/500 Accessory Holders

- 99.0681.01 Holder, White 2
- 99.0708.01 12 o'clock holder, White 2
- 77.0919.00 A-dec 300 accessory holder



A-dec 500/300 Brake Handle

- 77.0104.03 500 Brake handle assembly, Gray
- 77.0104.01 500 Brake handle assembly, Surf 4
- 90.1281.00 300 Brake handle assembly
- 90.1451.00 336 Handle assembly



Flex Holder Assembly

- 99.0705.01 Syringe/SE holder, White 2
- 99.0706.01 HVE holder, White 2
- 99.0707.01 15 mm HVE holder, White 2



12 O'Clock Doctor's Holder with Valve


- 99.0711.01 341pro/341sp/541 doctor's holder, White 2
- 90.1921.00 541pro doctor's holder, White 2



- For Doctor's handpieces on a 12 o'clock delivery system


15 mm HVE Holder

- 99.0652.01 Holder, Surf 4
- 99.0652.03 Holder, White 2
- 99.0675.01 Holder, auto-electric, Surf 4
- 99.0738.01 Holder, auto-electric, White 2




Standard (11 mm) HVE Holder

- 99.0650.01 Holder, Surf 4
- 99.0650.03 Holder, White 2
- 99.0674.01 Holder, auto-electric, Surf 4
- 99.0740.01 Holder, auto-electric, White 2

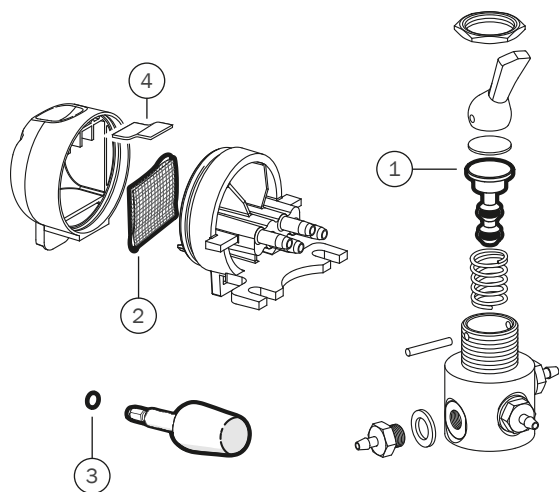


Saliva Ejector or Syringe Holder

- 99.0653.01 Holder, Surf 4
- 99.0653.03 Holder, White 2
- 99.0673.01 Kit, holder, auto-electric, Surf 4
- 99.0739.01 Kit, holder, auto-electric, White 2



A-dec 500 and 300 Delivery System Service Kits



Action Items

- Check the control block valve condition and inspect the valve stem o-rings. Lubricate o-rings and replace o-rings on any loose adjustment knobs, if necessary.
- Check for oil or water accumulation in oil collector, replace gauze and foam and clean as necessary.adjustment knobs, if necessary.
- Check handpiece flush system operation.

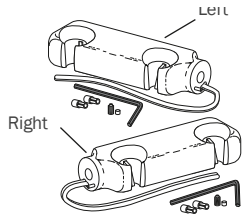
REF	DESCRIPTION	PART NUMBER	PRICE
1,2,4	Service Kit, 300 delivery system Contains items 1,2,4	90.1610.00	
1-4	Service Kit, 500 delivery system Contains items 1-4	90.1611.00	
1	4-way valve stem with o-rings		
2	Gauze, 2" x 2"		
3	Flow adjustment key o-rings, x2		
4	Oil collector foam		

Handpiece Holders

2-Position Cascade Unitized Holders

99.0629.00 Left

99.0628.00 Right

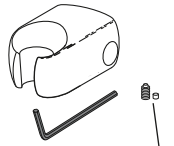


- Includes unitized holder (Surf 4), air bleed valves, tubing, and necessary hardware

Individual Cascade Assistant's Holder

99.0584.00 For syringe and SE

99.0643.00 For HVE

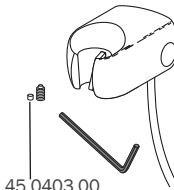


45.0403.00
Friction pad

- Fits 1/2" bar
- Includes individual holder, friction pad, setscrew, and necessary hardware

Cascade Individual Holder

99.0583.00




45.0403.00
Friction pad

- Fits 1/2" bar
- Includes individual holder, air bleed valve, tubing friction pad, setscrew, and necessary hardware

Assistant's Holders

Unitized Cascade Assistant's Holder

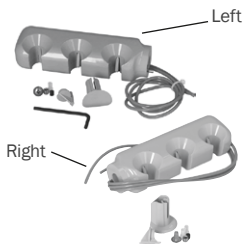
- 61.2250.00 3 position
- 61.1534.00 4 position
- 12.0941.00 Adapter telescope
- 12.1156.00 Adapter rear delivery



- Surf 4
- Swivels

3-Position Cascade Unitized Holders

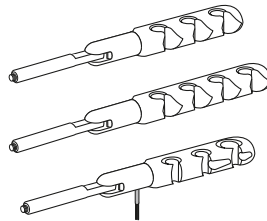
- 99.0619.00 Left
- 99.0618.00 Right



- Includes unitized holder (Surf 4), air bleed valves, tubing, and necessary hardware

3-Position and 4-Position Performer Holders

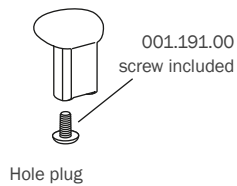
- 12.1210.00 3-Position molded
- 12.1207.00 4-Position molded
- 12.1213.00 3-Position delrin 15 mm auto-electric,



- Swivel
- Threaded end

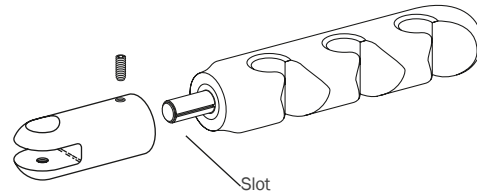
Plugs for Unitized Holder

- 99.0607.00 Hole plug, Surf 4



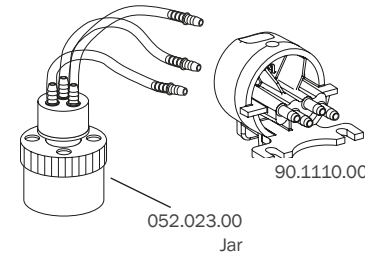
Service Tip

When installing unitized assistant's swivel holders, be sure the tensioning setscrew is at 90° from the slot in the Oilite™ bushing.






Handpiece Oil Collection System



- 24.0410.00 A-dec Cascade Oil Collector
- 90.1110.00 A-dec 500 Surf
- 90.1110.01 A-dec 500 & A-dec 300 White

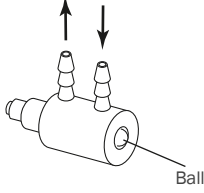





- Collects oil expelled from the handpiece exhaust
- Accommodates up to three handpiece tubing assemblies

Handpiece Holder Valves

2-way Air Bleed Valves Use for Air bleed		PART NUMBER	PRICE
	For Cascade unitized holder 1/8" barb, snap fit mounting	33.0132.00	
	For Cascade individual holder and Excellence holder 1/8" barb, snap fit mounting	33.0025.00	
	For Cascade Continental whip holder 1/8" barb, snap fit mounting	33.0025.01	

Actuators		PART NUMBER	PRICE
	For Cascade unitized holder	99.0590.00	
	Actuator with valve assembly For Cascade individual holder	99.0592.00	


2- or 3-way Micro Valves		PART NUMBER	PRICE
	2-way, brass ball 1/8" barb	33.0134.00	
3-way, stainless steel ball 1/8" barb		33.0138.00	

Holder Valves		PART NUMBER	PRICE
• Replace valve by detaching tubing from control block			
	Performer	99.0724.00	
	A-dec 500 & A-dec 300, White	90.2082.00	
	A-dec 541, White	99.1135.01	

A-dec 500 and 300

Deluxe Touchpad Dual Solenoid Manifold Assembly for A-dec 500

90.2155.00 Manifold, dual
041.659.01 Solenoid, only



- Assembly includes two 5 VDC solenoid valves and dual manifold

Solenoid Manifold Assembly for A-dec 300pro and A-dec 500pro

332pro/333pro/334pro/335pro/336pro/342pro

90.1882.01 Manifold (qty 3 solenoids)
90.1880.01 Solenoid only (3)

341pro/541pro

90.1882.00 Manifold (qty 3 solenoids)
90.1882.00 Solenoid only (3)

532pro/533pro

90.1883.00 Manifold (qty 4 solenoids)
90.1881.00 Solenoid only (4)

Data Cable Adapter

041.684.00 Adapter



- Data cable adapter
- 6-pin conductor, one female to two females

Wago Connector

90.1176.00 Wire connectors (6)

041.458.00 Wire connector, 3 position


041.557.00 Wire connector, 5 position



- For in-line connections

A-dec 571 Dental Light Intensity Switch

43.0054.00 Switch assembly



USB 2.0 Powered Hub

90.1690.00 Hub



- Assembly includes 15' USB 2.0 cable

USB 2.0 Redriver

90.2105.00 Redriver



- Assembly includes 15' USB 2.0 cable

A-dec 500 and 300 Data Cables and Circuit Boards

A-dec 500 and 300 Data Cables and Data Board	PART NUMBER	PRICE
6 Pos, 1.5' (457 mm)	041.637.00	
6 Pos, 3.5' (1,029 mm)	041.637.06	
6 Pos, 7' (2,134 mm)	041.637.04	
6 Pos, 8.5' (2,589 mm)	041.637.05	
6 Pos, 13' (4,010 mm)	041.637.02	
6 Pos, 25' (7,614 mm)	041.555.00	
Kit, 25' data cable and 2 adapters	041.554.00	

Printed Circuit Board Kits	PART NUMBER	PRICE
A-dec 300/400/500 (Manufactured After June 2023)		
Chair	90.1963.00	
A-dec 500		
Chair (produced before June 2023)	90.1072.00	
Control head (500B)	90.1076.00	
Control head (532pro/533pro)	90.1908.00	
Control head (541pro)	90.1909.00	
Cuspidor	90.1079.00	
Dental light	28.1577.00	
A-dec 400		
Chair (produced before June 2023)	90.1177.00	
A-dec 300		
Chair (produced before June 2023)	90.1177.00	
Quad volt intraoral light source	90.1168.00	
Cuspidor	90.1079.00	
Cascade, Decade, and Performer II, III		
Chair	90.1029.02	

A-dec 311 & 411 Chair Solenoid Assembly

90.1225.00 Solenoid kit



• 21.6 VDC

1040/1021/8000A Chair Solenoid Assembly

61.1336.00 Solenoid kit 110-120V

61.1337.00 Solenoid kit 220-240V




Printed Circuit Board Standoff Kit

90.1082.00 (5)

A-dec Relay Module

90.1080.00 Kit, A-dec relay



Power Supplies and QVIOLS

300-watt power supply



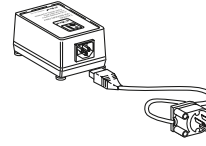
- Required for intraoral camera and electric motors
- Provides power for multiple electrical accessories such as fiber-optics, low voltage water heater/heated syringe tubing, dental light, ultrasonic instrument, and curing light.
- Size – Fits the large, contoured, and recessed floor boxes
- QD Connectors
- Maintenance – Uses resettable circuit breakers rather than fuses

PRODUCT DESCRIPTION	PART NUMBER	PRICE
A-dec 500, 400, 300 Chair Power Supplies *Starting Production June 2023		
511/411/311 300-watt, 100V	90.1941.00	
511/411/311 300-watt, 110-120V	90.1942.00	
511/411/311 300-watt, 220-240V	90.1943.00	
A-dec 500 Chair Power Supplies *Produced Before June 2023		
511 300 watt, 100V	90.1073.00	
511 300 watt, 110-120V	90.1074.00	
511 300 watt, 220-240V	90.1075.00	
A-dec 300, 400 Chair Power Supplies *Produced Before June 2023		
300 watt, 110-120V	90.1179.00	
300 watt, 220-240V	90.1180.00	
A-dec 342, 362, 541, 542, 545, and 570/570L Power Supplies *Produced Before June 2023		
300 watt, 100V	43.0259.00	
300 watt, 110-120V	43.0260.00	
300 watt, 220-240V	43.0261.00	
A-dec 342, 362, 541, 542, 545, Performer III and 570/570L Power Supplies *Starting Production June 2023		
300 watt, 100V	28.1434.00	
300 watt, 110-120V	28.1435.00	
300 watt, 220-240V	28.1436.00	
Cascade/Decade Chair, 2561, 2562, 2671, 3072 Power Supplies		
Cascade 300 watt, 110-120V	28.1435.00	
Cascade 300 watt, 240V	28.1436.00	
Cable adapter kit (Used to retrofit from 300 watt power supply manufactured before June 1998)	90.1012.00	

NOTE: When purchasing a power supply, consider both present and future electrical accessories. Buying a 300 watt power supply now will make it economical to add electrical accessories in the future.

NOTE: *Contact customer service for additional serial number details.

60-Watt power supplies



- Provides power to A-dec's intraoral light source

PRODUCT DESCRIPTION	PART NUMBER	PRICE
60-watt, 110V-240V	45.1268.00	

25-Watt power supplies



- For A-dec 4631, 545 and 2671
- Provides power to A-dec's intraoral light source
- Includes air-electric switch, indicator light, 6-pin and 2-connector, and 2-position terminal strip
- Output is rated 24 VAC 1 Amp
- Output is protected against short-circuit and overload conditions with automatically resetting thermostat

PRODUCT DESCRIPTION	PART NUMBER	PRICE
25 watt, 100V, kit	28.1479.00	
25 watt, 110-120V, kit	28.1480.00	
25 watt, 220-240V, kit	28.1481.00	

Quad Voltage Intraoral Light Source



- Fiber-optic intraoral light source
- Requires fiber-optic handpiece tubing, 24 VAC
- All IOLS come equipped to light (2) handpieces
- A-dec 300 kit equipped to light (4) handpieces
- To add additional handpieces order the QVIOLS switch kit
- Image shows IOLS kit for A-dec 300

PRODUCT DESCRIPTION	PART NUMBER	PRICE
Quad Volt IOLS kit for A-dec 300 (Equipped to light (4) handpieces)	90.1168.00	
Quad Volt IOLS kit for Performer	76.8112.00	
Quad Volt IOLS kit for 2122/2132	90.1358.00	
Quad Volt IOLS kit for 3420/2561	90.1359.00	
Quad Volt IOLS kit for 4631	90.1360.00	
QVIOLS switch kit	90.1382.00	

Power Supply Cables

Remote Power Supply Cables

Power supply cables are required if you are connecting a delivery system (A-dec 541, 542) or assistant's instrumentation (A-dec 545) to a remote power supply



ORDERING CABLES

- Refer to the table below to determine your cable needs
- See the ordering information table for cable descriptions and prices

POWER SUPPLY LOCATION	DELIVERY SYSTEM/ASSISTANT'S INSTRUMENTATION							
	541pro	541	542	545sta	545	545 WITH 542	342pro	341pro
300-watt, 511 chair	77.2307.00	77.0707.00	77.1239.00	77.2294.00	77.0708.00	(1) 77.0708.00 (1) 77.1239.00	77.2304.00	77.2307.00
300-watt, 311 or 411 chair	77.2283.00	77.0980.00	77.1240.00	77.2293.00	77.0981.00	(1) 77.0981.00 (1) 77.1240.00	77.2303.00	77.2283.00
300-watt, remote	(1) 43.0604.01 (1) 43.0093.00	(1) 43.0328.01 (1) 43.0093.00	43.0329.00	43.0095.00		(1) 43.0329.00 (1) 43.0093.00	43.0613.01	(1) 43.0604.01 (1) 43.0093.00
Universal Chair Board + Power Supply, (311/411/511B chair)	77.2244.00	77.0707.00	77.2245.00		43.0602.00	77.2244.00	77.2305.00	77.2244.00
300-watt, Floorbox	77.2246.00		43.0605.00	77.2246.00	43.0601.00	77.2246.00	77.2248.00	77.2246.00
1/8" Air line extension kit, 25' (7,620 mm)	90.1129.00							

CABLE AND POWER CABLE KIT ORDER INFORMATION	PART NUMBER	PRICE
Cable, 15' (4,572 mm); 6-pin to Universal Chair Board; Assistant's	43.0602.00	
Cable, 15' (4,572 mm); 6-pin to 6-pin; Assistant's	43.0093.00	
Cable, 15' (4,572 mm); 6-pin to 4-pin; Assistant's	43.0095.00	
Cable, 15' (4,572 mm); 4-pin to Universal Chair Board; Delivery	43.0603.00	
Cable, 15' (4,572 mm); 4-pin to 4-pin; Delivery	43.0328.01	
Cable, 15' (4,572 mm); 6-pin to 6-pin; Delivery	43.0329.00	
Cable, 9' (2,743 mm); 4-pin to 4-pin extension; Delivery	43.0604.00	
Cable, 9' (2,743 mm); 6-pin to 6-pin extension; Assistant's	43.0605.00	

CABLE AND POWER CABLE KIT ORDER INFORMATION	PART NUMBER	PRICE
545 to 511 Power cable kit	77.0708.00	
545 to 311/411 Power cable kit	77.0981.00	
542 to 511 Power cable kit	77.1239.00	
542 to 311/411 Power cable kit	77.1240.00	
541 to 511 Power cable kit	77.0707.00	
541 to 311/411 Power cable kit	77.0980.00	
541pro to 311/411/511 Power cable kit	77.2244.00	
545sta to 311/411/511 Power cable kit	77.2245.00	
341pro to 311/411/511 Power cable kit	77.2244.00	
342pro to 311/411/511 Power cable kit	77.2305.00	

Touchpads



A-dec 300/500
Standard touchpad



A-dec 300
Deluxe touchpad



A-dec 500
Deluxe touchpad



Dynamic Screen 7
(DS7)



Control Pad 5 (CP5)



Control Pad 5i (CP5i)

A-dec 300/500 Touchpads/Control Pads

- Replace an existing touchpad
- Add a new touchpad

PRODUCT DESCRIPTION	PART NUMBER	PRICE
Full Assembly		
Standard touchpad kit, 332/333/334/335/336/342	90.1196.00	
Deluxe touchpad kit, 332/333/334/335/336/342	90.1197.00	
Standard touchpad Kit, 351/352/353/551	90.1184.00	
Control Pad 5 (CP5) upgrade kit, 300pro deliveries	90.1843.00	
Control Pad 5 (CP5) upgrade kit, 545 only	90.1902.00	
Control Pad 5i (CP5i) upgrade kit, 300pro deliveries Includes solenoid manifold and USB pass-through	90.1844.00	
Control Pad 5i (CP5i) upgrade kit, 300pro deliveries User interface only	90.1920.00	
A-dec 300/500 Cover and PCB only		
Standard touchpad kit	90.1078.01	
300 Deluxe touchpad kit (V1) - W&H software	90.1185.00	
300 Deluxe touchpad kit (V2) - KaVo Reciprocation Endo software (No W&H software)	90.1814.00	
500A, white	90.1135.01	
500A, surf	90.1135.00	
Control Pad 5 (CP5) kit	90.1896.00	
Control Pad 5 (CP5), 545 only	90.1911.00	
Control Pad 5i (CP5i) kit	90.1895.00	
Dynamic Screen 7 (DS7)		
532pro screen replacement only	90.1899.00	
533pro screen replacement only	90.1900.00	
541pro screen replacement only	90.1898.00	

A-dec 500 (Version A) Touchpad Upgrade Kits

- For use with A-dec 500 (version A) delivery systems only
- Replace an existing touchpad
- Add a new touchpad

PRODUCT DESCRIPTION	PART NUMBER SURF	PART NUMBER WHITE	PRICE
Full Assembly			
Standard touchpad, 542	-	77.0297.01	
Standard doctor's touchpad, 541	-	90.1127.01	
Standard assistant's touchpad, 541/545	-	90.1128.01	
Deluxe touchpad upgrade kit, 532/533/542	-	90.1133.01	
Deluxe touchpad upgrade kit, 541	-	90.1134.01	
Cover and PCB only			
Standard touchpad	90.1078.00	90.1078.01	
Deluxe touchpad	90.1135.00	90.1135.01	

A-dec 300 and 500 (Version A) Touchpad Covers	PART NUMBER SURF	PART NUMBER WHITE	PRICE
Standard touchpad cover kit	90.1439.00	90.1440.00	
A-dec 500 deluxe touchpad cover kit	90.1441.00	90.1442.00	
A-dec 300 deluxe touchpad cover kit	-	90.1443.00	
Disposable wrist strap	041.806.00		



Remote Touchpad Kit

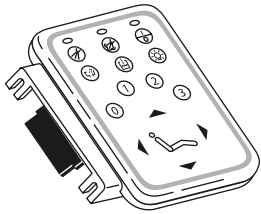
- For use with A-dec 300, 400, and 500 systems
- White 2
- Includes touchpad, mounting bracket, 25' data and electrical cables, and cable management hardware

PRODUCT DESCRIPTION	PART NUMBER	PRICE
Remote standard touchpad kit, 311, 411, 511	90.1495.00	

Cascade and Master Series Touchpads

Cascade Master Series® Touchpad with Cuspidor Function

39.1091.00



- Replacement for Cascade and Radius delivery systems factory installed master series touchpad
- Touchpad only; no cables included

Touchpad/Footswitch Adapter Kit

41.1493.00 Adapter



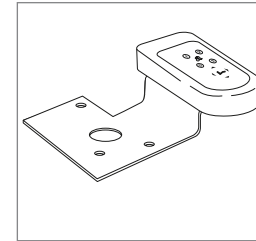
- Use this adapter kit for touchpad or footswitch



Radius/Cascade, 3072 chair Touchpad; (chair functions only)



Remote chair touchpad



Performer III chair touchpad



7115 touchpad



7285 touchpad

Chair Touchpads Kits

- Four-chair functions; base and back up and down
- Four programmable chair position functions

PRODUCT DESCRIPTION	PART NUMBER	PRICE
Radius, Cascade chair touchpad (Serial # H258626 and later)	39.1045.00	
3072 to chair touchpad kit	15.0478.00	
Remote chair touchpad	15.0576.00	
Performer III chair touchpad	39.1385.00	
7115 chair touchpad	12.1166.00	
7285 chair touchpad	12.1183.00	

Fuses

3AG, 1 ¼" X ¼" (31.75 mm X 6.35 mm), Slo-Blo Fuses

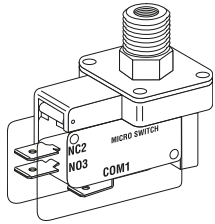


AMPS	DESCRIPTION	WHERE USED	PART NUMBER	PRICE
.300	3AG, Slo-Blo, 250V	1040, 1030 chairs 100/120V; 1010/1015/1020/1021 chair, 120V; 1010/1020 chair, 100V 60-watt power supply 1005 Priority chair 240V	046.069.00	
10.0	3AG, Slo-Blo, 32V	100-, 150-, and 300-watt power supplies	044.165.00	

Air Electric Switches and Adapter Kit

Air Electric Switch (Normally Closed Or Open)

044.170.00



- 40 psi
- For 25W, 150W, and 300W power supplies
- For master control, dental light
- Rating: 15A, 100-240V
- For A-dec 300/400/500 power supplies

Cascade Air Electric Switch

75.0909.00



- Compatible with Cascade units
- Fiber optic

Air Electric Switch (Normally Open)

40.0250.00 Kit

044.158.00 Switch only

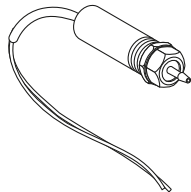


- 10 psi
- For scaler
- Rating: 5A, 24V AC/DC
- Kit includes switch, 1/8" barbed tee, 5' clear tubing uni-clamps, U-clip, wire nuts, terminal QDs check valve

Air Electric Switch (Normally Closed)

40.1038.00 Kit

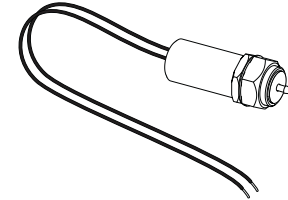
044.159.00 Switch only



- 10 psi
- For focus fiber-optic and dual voltage intraoral light source
- Rating: 5A resistive, 24V AC/DC
- Kit includes: switch, 1/8" barbed tee, 5' clear tubing, uni-clamps, U-clip, wire nuts, terminal QDs

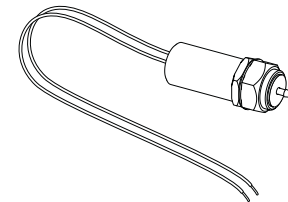
Air Electric Switch A-dec 500 (Version B) (Normally Open)

43.0484.00



Air Electric Switch A-dec 500 (Version B) (Normally Closed)

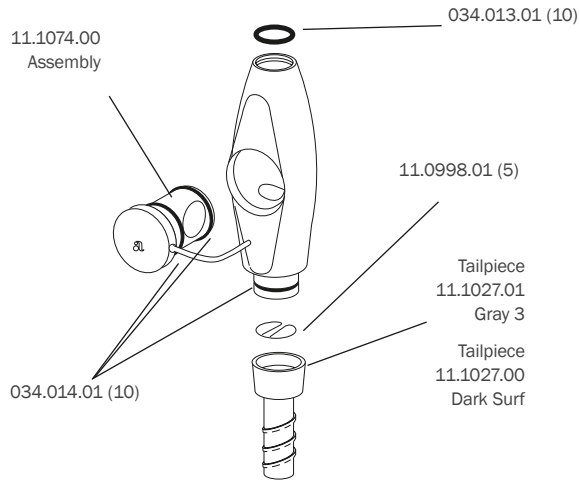
43.0485.00



HVE and SE Valves

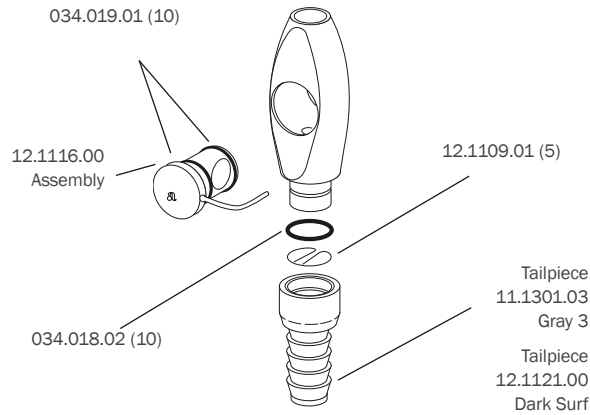
Standard HVE Valve

11.1335.00 Without tailpiece



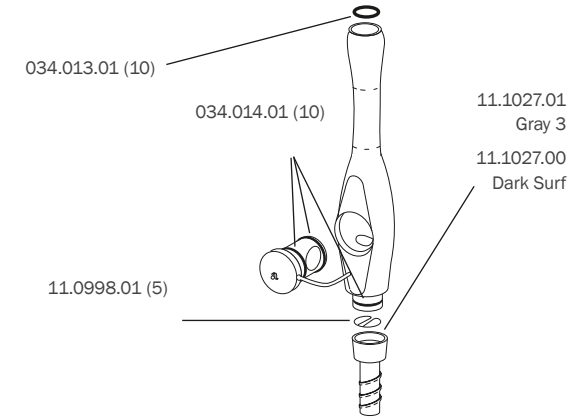
Large Bore HVE Valve

12.1257.00 Without tailpiece



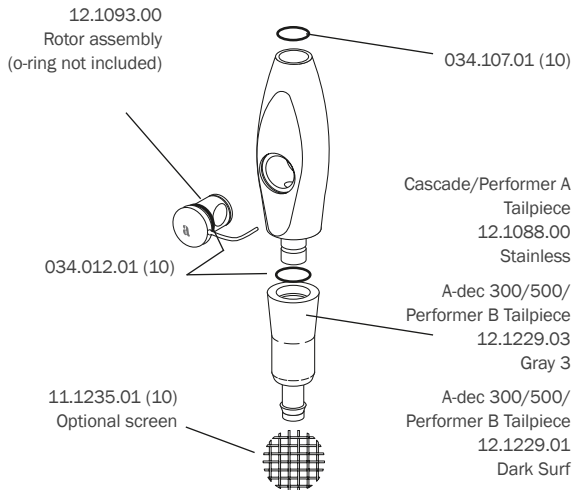
HVE Valve with Long Tip Holder

11.1336.00 Without tailpiece



Standard Saliva Ejector Valve

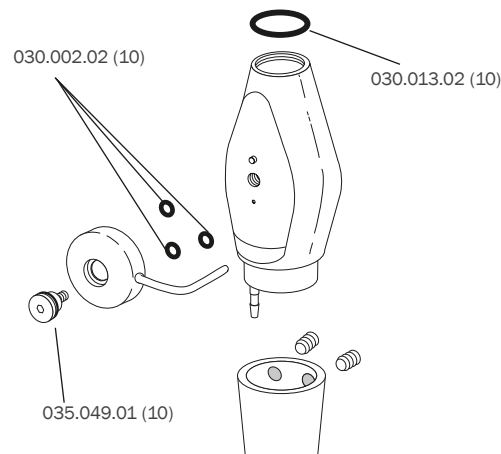
12.1258.00 Without tailpiece



Performer AVS

(After October 1995)

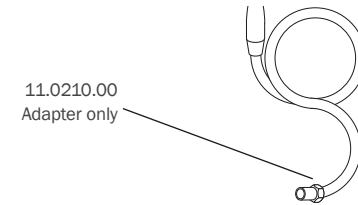
11.1129.00



Autoclavable Saliva Ejector

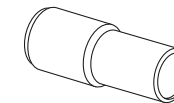
without On/Off Control

Service parts only



Tubing Adapter 5/8" to 1/2"

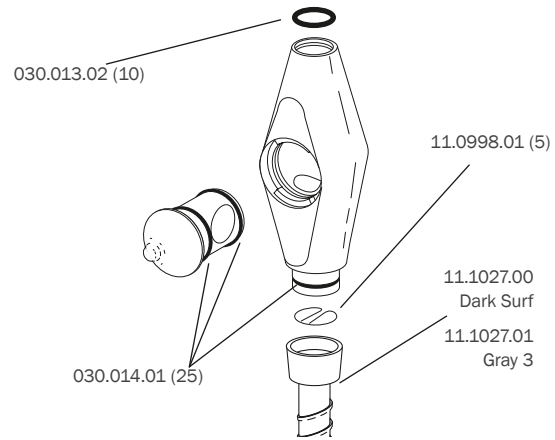
40.0145.00



HVE and SE Service Parts

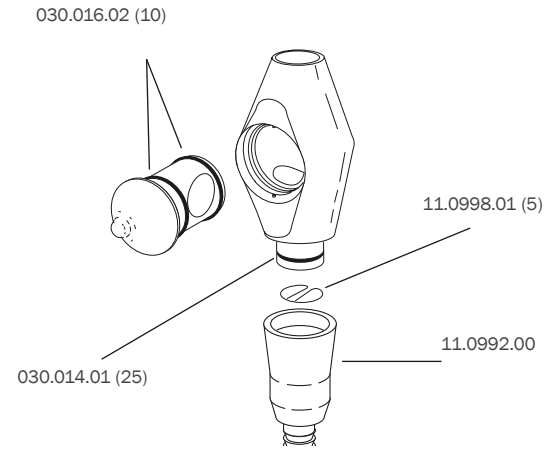
Easy-clean HVE Valve Non-autoclavable

Service parts only



European HVE for 15 mm Tip

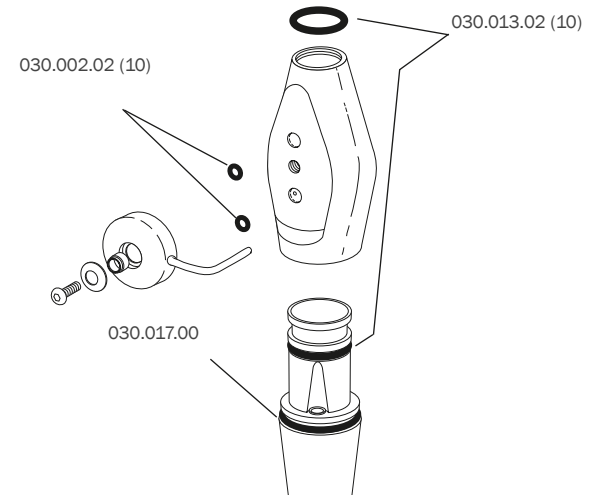
Service parts only



Performer AVS

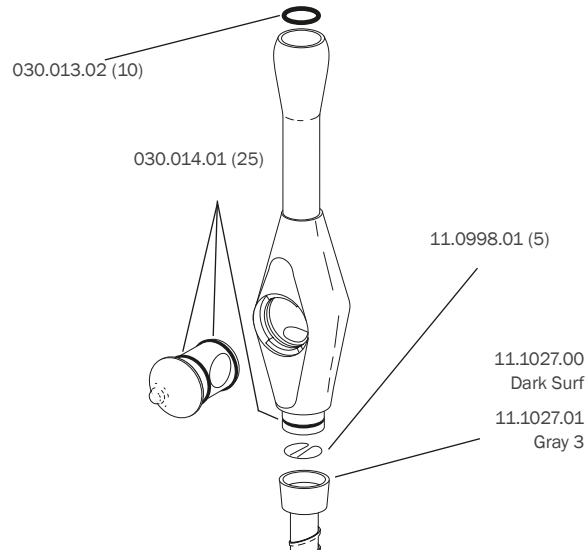
(Before October 1995)

Service parts only



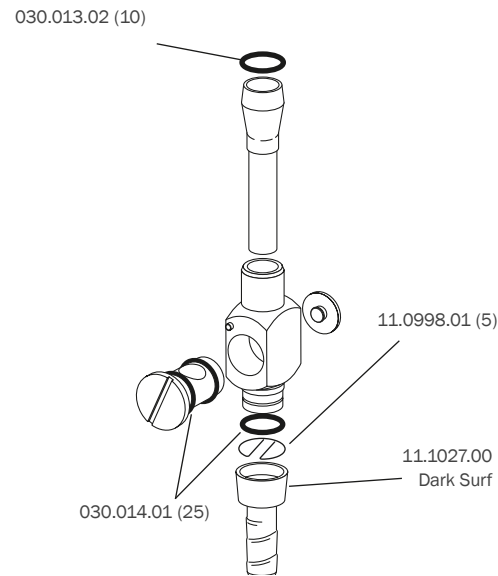
Easy-clean HVE Valve with Long Tip Holder Non-autoclavable

Service parts only



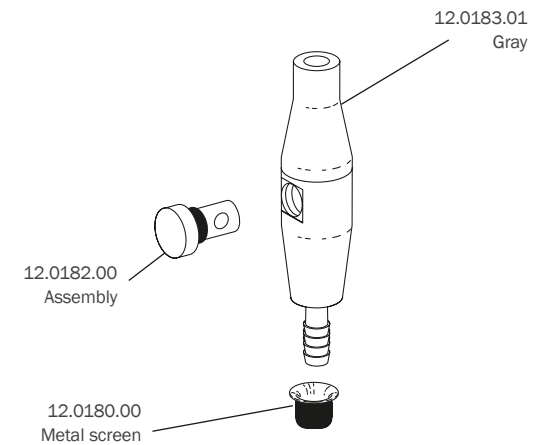
Rotary Valve HVE Non-autoclavable

Service parts only



Non-autoclavable Saliva Ejector Valve

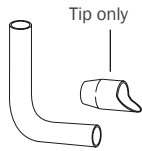
Service parts only



Aspirator Tips and Brushes

Autoclavable 90° High Volume Aspirator Tip

10.0014.01 Tip (5)

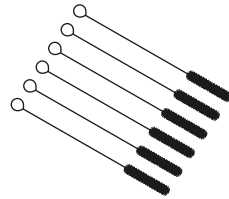


- Stainless steel
- 7/16" diameter OD

Surgical Tip Brushes

049.005.01 1/8" (6)

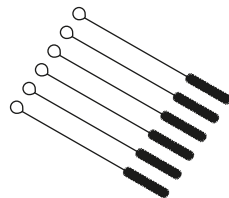
049.002.01 3/16" (6)



Vacuum Valve Brushes

049.001.01 1/2" (6)

049.004.01 3/4" (6)

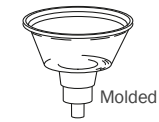


- Use 1/2" for AVS
- Use 3/4" for 15 mm European and standard

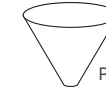
Oral Cups and Liners

11.0440.00 Molded

11.0490.02 Liners (1000)



Molded



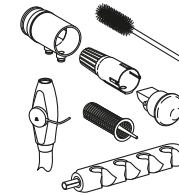
Paper liners

- Molded and metal oral cups require paper liners

Dual HVE Conversion Kit

11.1009.00 Cascade

90.1028.00 4631/4635 kit

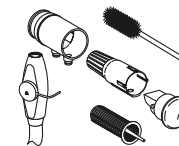


- Includes HVE and tubing assembly, cap, screen, tailpiece, holder bar, and vacuum connector

Performer HVE Conversion Kit

11.1147.00 Performer kit

(Includes one HVE)

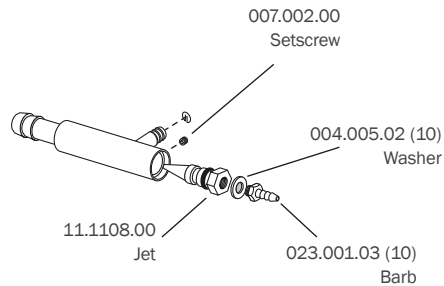


- Includes HVE and tubing assembly, cap, screen, tailpiece, and vacuum connector

Performer Saliva Ejectors and Tailpieces for HVE and SE

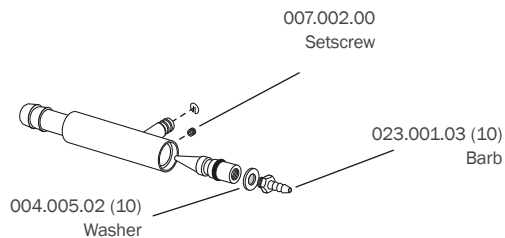
Performer Air Saliva Ejector

11.1105.00 (After July 1995)



Performer Air Saliva Ejector

Service Parts Only (Before July 1995)



Tailpieces for A-dec 500/300

DESCRIPTION	PART NUMBER SURF	PART NUMBER WHITE	PRICE
Standard (11 mm) HVE Valve with 1/2 inch Tubing			
Tailpiece for valve end	11.1027.00	11.1027.01	
Tailpiece for vacuum end	11.1300.01	11.1300.03	
Standard (11 mm) HVE Valve with 16 mm Tubing			
11 mm tailpiece for valve end	11.1272.00		
16 mm tailpiece for vacuum end	12.1121.00	11.1301.03	
Standard SE Valve with Standard Tubing			
Tailpiece for valve end	12.1229.01	12.1229.03	
Tailpiece for vacuum end	11.1303.01	11.1303.03	
Standard SE Valve with 10 mm Tubing (legacy tubing)			
Tailpiece for valve end	-	11.1283.03	
Tailpiece for vacuum end	-	11.1302.03	
Large Bore (15 mm) HVE Valve with 16 mm Tubing (legacy tubing)			
16 mm tailpiece for valve or vacuum end	12.1121.00	11.1301.03	

Tailpieces for Cascade/Performer

DESCRIPTION	PART NUMBER SURF	PART NUMBER WHITE	PRICE
Standard (11 mm) HVE Valve with 1/2 inch Tubing			
Tailpiece for valve end			
For standard HVE or long tip HVE	11.1027.00	11.1027.01	
Tailpiece for vacuum end			
For standard HVE or long tip HVE	11.1027.00	11.1027.01	
For Performer HVE for AVS	11.1125.00		
Standard SE Valve with Standard Tubing			
Tailpiece for valve end	12.1088.00		
Large Bore (15 mm) HVE Valve with 16 mm Tubing			
16 mm tailpiece for valve or vacuum end	12.1121.00	11.1301.03	

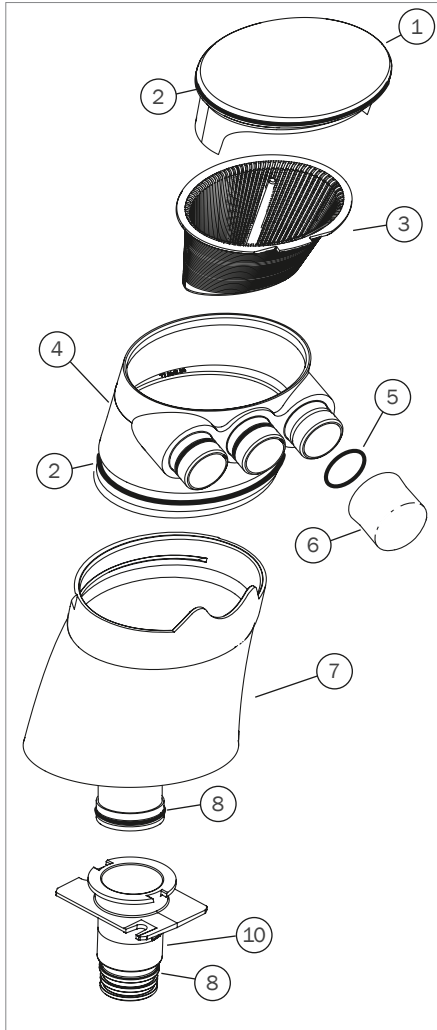
A-dec 500 and 300



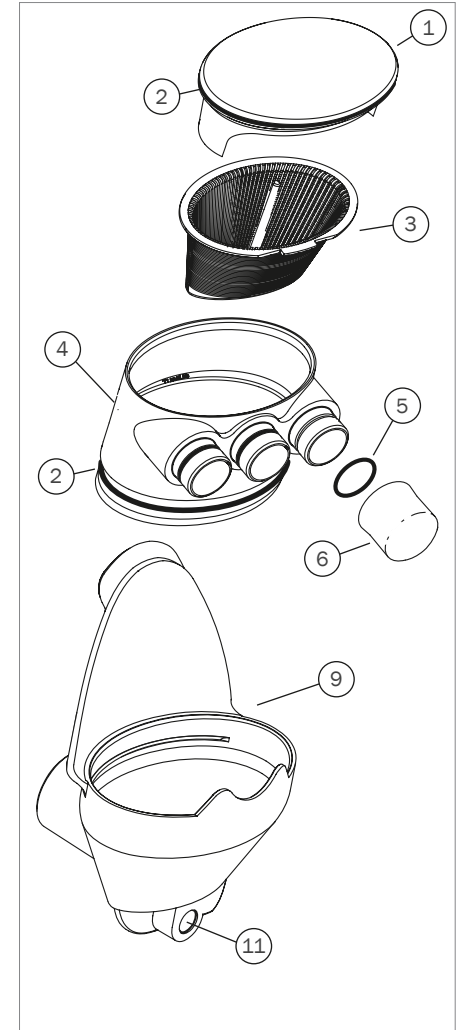
DESCRIPTION	PART NUMBER	PRICE
551 vacuum tower assembly	90.1148.01	




DESCRIPTION	PART NUMBER	PRICE
12 o'clock vacuum canister assembly	90.1284.01	




REF	DESCRIPTION	PART NUMBER	PRICE
1	Vacuum tower cap Includes (1) o-ring	77.0254.03	
2	O-ring (10)	030.035.02	
3	Screen, trap (10) Pinnacle P/N: 5512	11.1284.01	
4	Triple vacuum connector Includes (3) o-rings	77.0453.01	
5	O-ring connector kit Includes (3) o-rings	90.1357.00	
6	15 mm vacuum cap Includes (1) o-ring	11.1280.02	
7	551 vacuum tower base w/funnel Includes (1) red o-ring	77.0362.03	
8	O-ring, red (10)	035.053.01	
9	12 o'clock vacuum canister base	77.1104.01	
10	551 vacuum pipe Includes (1) red o-ring	77.0121.03	
11	Screw	005.110.00	



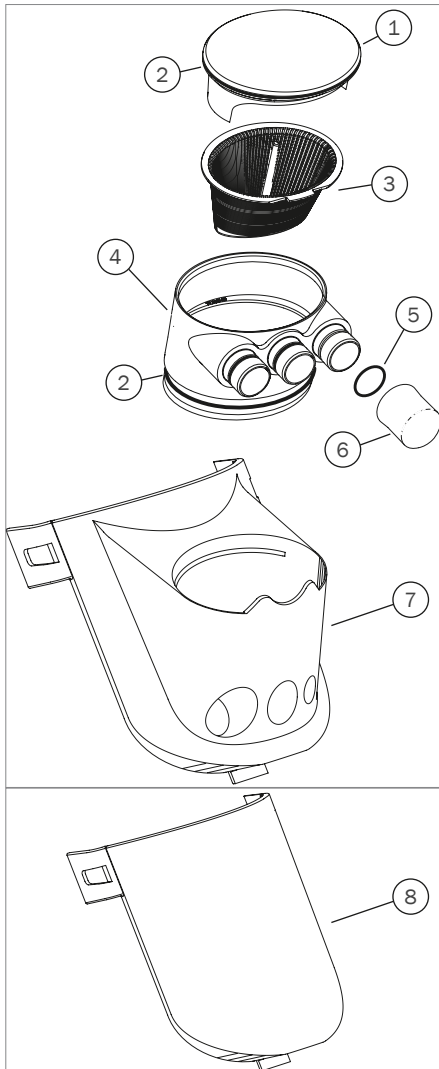
A-dec 300



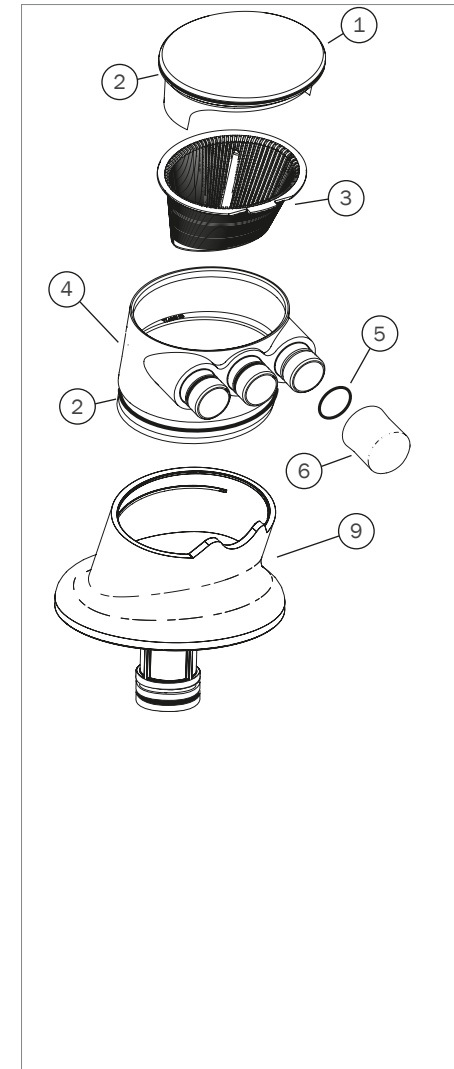
DESCRIPTION	PART NUMBER WHITE	PRICE
300 vacuum canister assembly	77.0941.01	



DESCRIPTION	PART NUMBER WHITE	PRICE
351 vacuum canister assembly	90.1280.00	



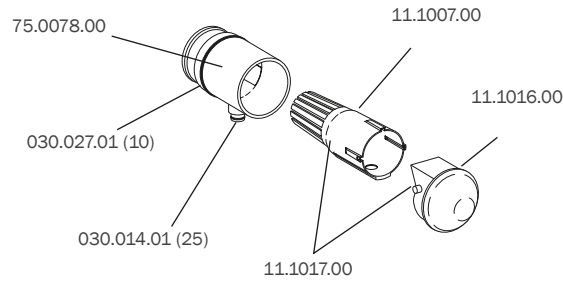
REF	DESCRIPTION	PART NUMBER SURF	PART NUMBER WHITE	PRICE
1	Vacuum tower cap, includes (1) o-ring	77.0254.01	77.0254.03	
2	O-ring (10)	030.035.02		
3	Screen, trap (10) <small>Pinnacle P/N: 5512</small>	11.1284.01		
4	Triple vacuum connector, includes (3) o-rings	77.0453.00	77.0453.01	
5	O-ring connector kit, includes (3) o-rings	90.1357.00		
6	15 mm vacuum cap, includes (1) o-ring	11.1280.01	11.1280.02	
7	300 vacuum canister base		77.0748.00	
8	300 vacuum canister blank cover		77.0724.00	
9	351 vacuum canister base, includes (1) o-ring		77.1047.00	



Solids Collectors

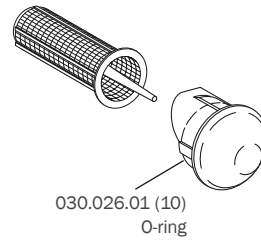
Cascade Solids Collector Single HVE

For standard or 15 mm HVE



Pinnacle Screen Kit

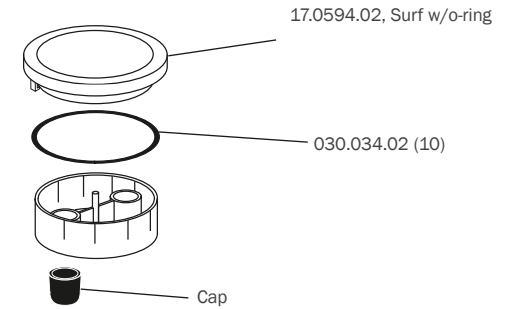
11.1194.00 For single HVE



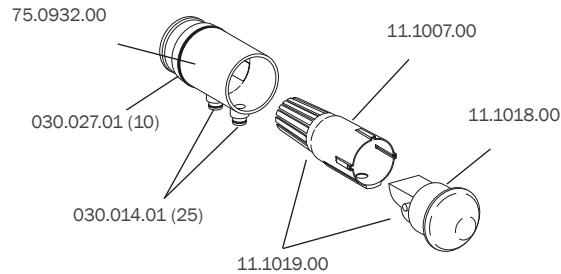
- Includes (3) screens and replacement cap 11.1192.00 for single HVE
- Pinnacle screens are available from Pinnacle; order #5500-1

Central Vacuum Solids Collector

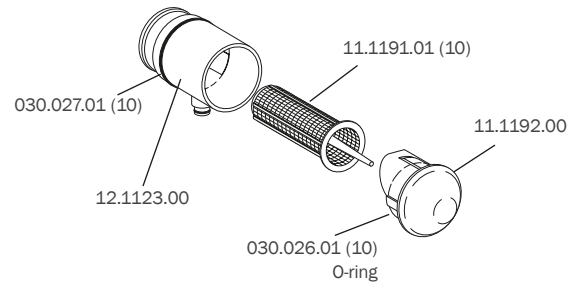
028.008.00 Plug/cap, 1/2" x 1/4"



Cascade Solids Collector Dual HVE



Cascade Solids Collector 15 mm HVE with Pinnacle Screen Kit



To change the A-dec dual HVE screen to a Pinnacle screen:

1. Remove the A-dec cap (11.1018.00)
Retain for later use
2. Remove the A-dec screen (11.1007.00)
3. Insert the Pinnacle screen
4. Re-insert the A-dec cap (11.1018.00)
removed in Step 1

Dürr Connectors

10 mm Female Tubing Connector

022.091.01



- Includes (1) 022.090.00 retainer clip

20 mm Female Tubing Connector

022.092.01



- Includes (1) 022.090.00 retainer clip

Male Y Connector

022.100.01



- Includes (3) red o-rings 035.053.01

15 mm Female Tubing Connector

022.101.01



- Includes (1) 022.090.00 retainer clip

25 mm Female Tubing Connector

022.094.01



- Includes (1) 022.090.00 retainer clip

Male to Female Tubing Connectors

022.098.01 45° elbow
90.2153.00 90° elbow



- Includes (1) 022.090.00 retainer clip and (1) 035.053.01 red o-ring each

20 mm Male Tubing Connector

022.093.01



- Includes (1) red 035.053.01 o-ring

25 mm Male Tubing Connector

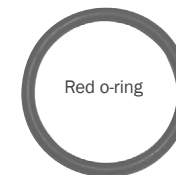
022.095.01



- Includes (1) red 035.053.01 o-ring

Dürr Retainer Clip and O-ring

022.090.00 Retainer clip
035.053.01 O-ring, red (10)
035.060.00 Pivot joint clip
022.119.00 Cuspidor drain tube clip



Vacuum and ICV

ICV Float Switch and Water Level Sensor

- 43.0544.00 Float switch with seal
- 54.0047.00 Sensor, water level
- 54.0145.00 Sensor seal, water level



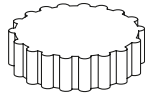

Float switch with seal



Water level sensor: limited supply for service of ICV tank only.

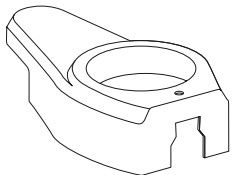
Steril-Vac Jar and Lid

- 14.0010.00 ½ gallon polypropylene jar
- 42.0572.00 1 pint glass jar
- 14.0012.00 Lid



Vacuum Canister Housing

12.0712.01



- Surf
- For Excellence

ICV Solenoid

- 041.660.00 Solenoid with o-ring
- 030.016.02 O-ring (10)



Floor Box Vacuum Connector Assembly

- 023.816.00 Male 5/8" to Dürr connector
- 023.829.01 Male 1/2" to vacuum connector



ICV Tank Assembly

- 77.1851.00 Tank assembly, ICV 5L



A-dec Evacuation System Cleaner

- 91.0060.00 33 fl oz (976 mL)
Liquid concentrate, 12 bottles
- 91.0061.00 128 fl oz (3.78 L)
Liquid concentrate, 4 bottles with pumps

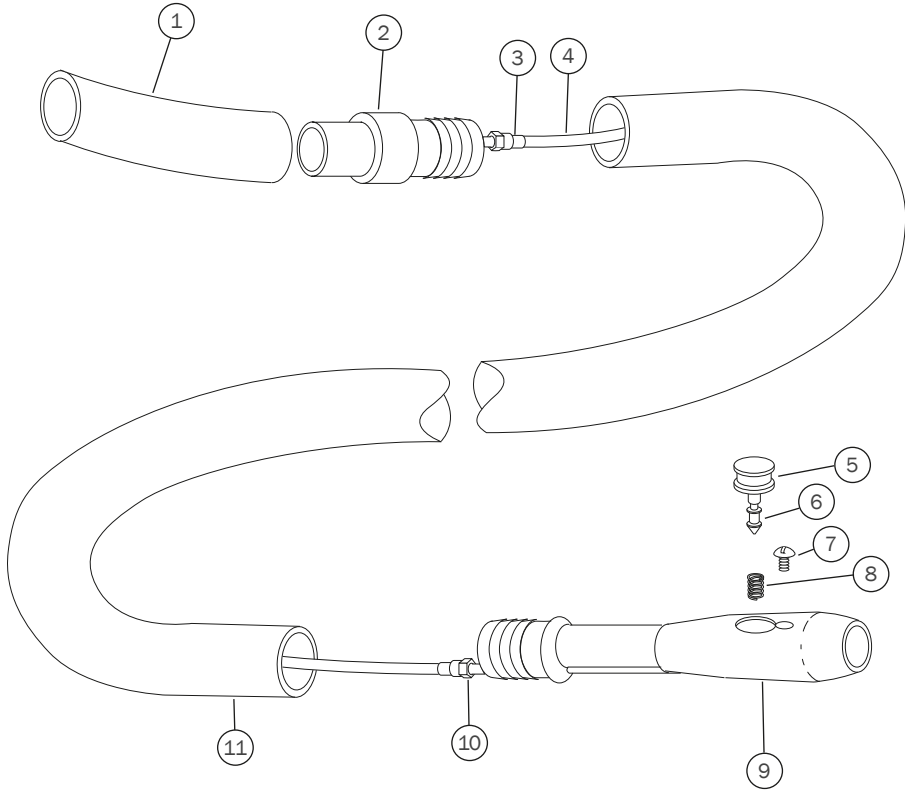


128 fl oz (3.78 L)



33 fl oz (976 mL)

Air Vacuum System

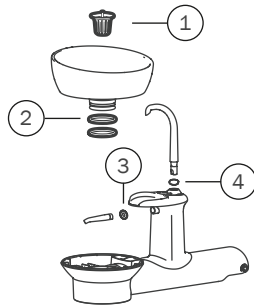


REF	DESCRIPTION	PART NUMBER	PRICE
4	Tubing, poly .187 OD x .030 wall	024.136.00	
5	Button assembly, on-off, non-locking	10.0109.00	
6	O-ring, AS568-001, .029 ID x .040 W	030.001.02	
7	Screw, tr hd slot, 2-56 x 1/8 SST	001.002.01	
8	Spring, compression, .093 OD x .250	10.0440.00	
9	AVS handpiece assembly (includes 5-9)	10.0700.00	
10	Tubing adapter assembly	10.0752.00	
11	Tubing 5 feet	024.259.00	
5,6,8	Button kit, on-off, non-locking	10.0601.00	
3,4,10,11	Tubing retro kit, AVS, 5 feet, PA1	10.0645.00	

300/400/500 Cuspidor Service Kits

Action Items

Inspect cupfill and bowl rinse spout o-rings, replace and lubricate o-rings with A-dec silicone lubricant.



REF	DESCRIPTION	PART NUMBER	PRICE
1-4	Service Kit, 300 Cuspidor Contains items 1-4	90.1645.00	
1	Screen		
2	O-ring, AS568-224 1.734 ID x .139 wall		
3	O-ring, AS568-011		
4	O-ring, AS568-012		



REF	DESCRIPTION	PART NUMBER	PRICE
1-3	Service Kit, 400/500 Cuspidor Contains items 1-3	90.1646.00	
1	O-ring, AS568-012		
2	O-ring, AS568-011		
3	Screen		

A-dec 500, 400, and 300

Solenoid, Cuspidor

- 041.660.00 Solenoid w/o-ring
- 030.016.02 O-ring (10)



A-dec 500 and 400 Bowl Rinse and Cup Fill Spouts

- 77.0042.01 Spout, bowl rinse, Surf
- 77.0042.04 Spout, bowl rinse, Gray 3
- 77.0043.01 Spout, cup fill, Surf
- 77.0043.04 Spout, cup fill, Gray 3



A-dec 500 Cuspidor and Post Trim Rings

- 77.0098.01 Cuspidor, White 2
- 77.0095.01 Post, White 2



Cuspidor



Post

Bowl Rinse/Cup Fill/Safety Stop Switch Assembly

- 43.0010.00 Switch assembly



- Operates the cuspidor bowl rinse and cup fill options


A-dec 400/500 Spout Gaskets

- 77.0044.01 Gray 3



A-dec 300/400/500 Cuspidor Printed Circuit Board Kit

- 90.1079.00



A-dec 300 Cuspidor Bowl

- 77.0730.01 Bowl with o-rings
- 030.224.01 O-ring (10)



A-dec 300/400/500 Cuspidor Bowl Screens

- 75.0035.03 Bowl screen, White 2 (5)
- 75.0035.01 Bowl screen, Surf (5)



A-dec 300 Bowl Rinse and Cup Fill Spouts and Cup Landing

- 77.1033.00 Spout, bowl rinse, with o-ring
- 77.1034.00 Spout, cupfill, with o-ring
- 90.1213.00 Cup landing



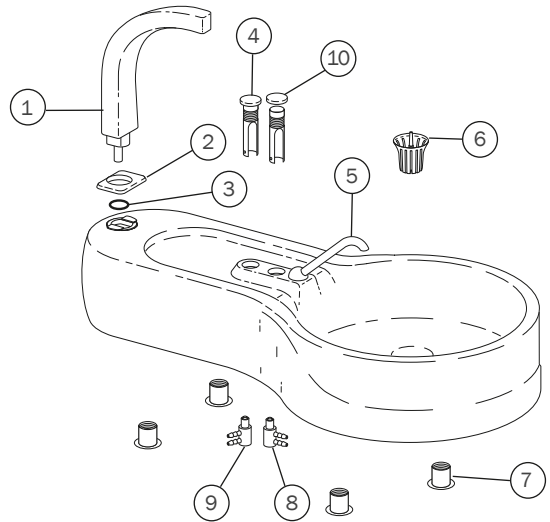
P-trap for A-dec 300 Gravity Drain

- 77.0923.00



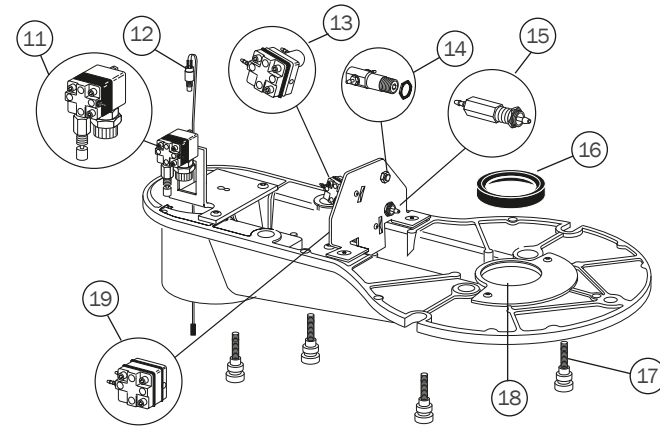
Cascade Vitreous China

Cascade Vitreous China Cuspidor Bowl



REF NUMBER	DESCRIPTION	PART NUMBER	PRICE
1	Contoured cup filler water spout	75.0039.00	
2	Spout gasket (5)	75.0145.01	
3	O-ring, .301 ID x .070 W (10)	030.011.02	
4	Valve assembly, cuspidor bowl rinse	12.1028.00	
5	Bowl rinse spout	12.1031.00	
6	Bowl screen (standard) (5)	75.0035.01	
7	Expansion mounting nut (4)	006.133.01	
8	2-way micro valve, bowl rinse	33.0134.00	
9	3-way micro valve, cup fill	33.0138.00	
10	Actuator cover	75.0091.00	

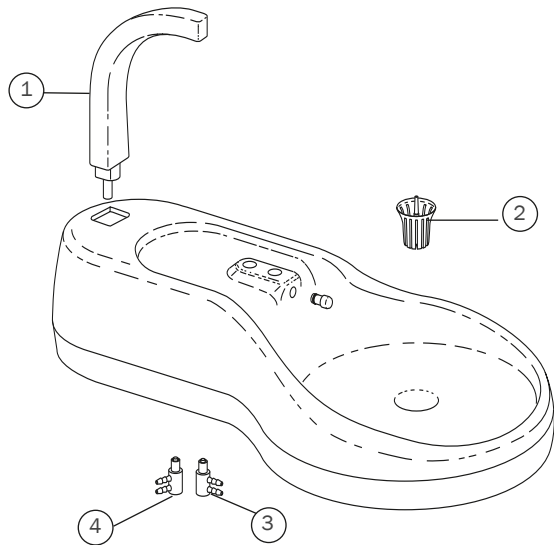
Cascade Vitreous China Cuspidor Base



REF NUMBER	DESCRIPTION	PART NUMBER	PRICE
11	Timed bowl rinse relay valve	12.0913.00	
12	Switch, cuspidor stop	12.0915.00	
13	3-way restricted diaphragm valve (replaces 33.0139.00)	33.0160.00	
14	Cuspidor cup timer stabilizer kit (replaces 12.0954.01 valve)	90.0456.00	
15	Pilot air mini valve	12.0953.00	
16	Drain seal	12.1024.00	
17	Mounting screw assembly (4)	12.1054.02	
18	Drain tube	12.1034.00	
19	Cup fill relay	12.0934.00	

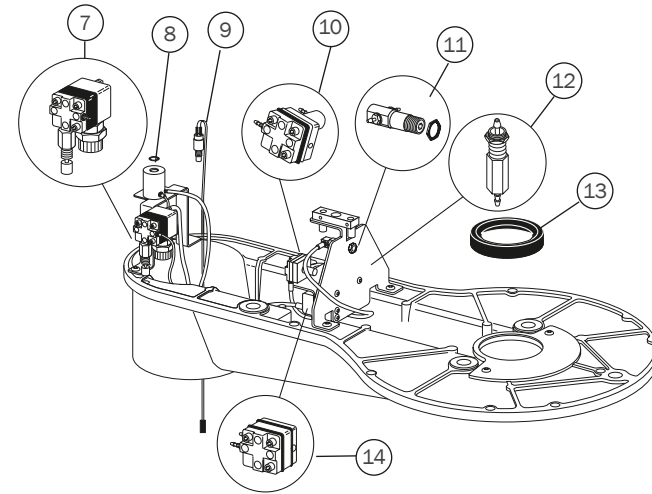
Cascade Phenolic

Cascade Phenolic Cuspidor Bowl



REF NUMBER	DESCRIPTION	PART NUMBER	PRICE
1	Contoured cup filler water spout	75.0039.00	
2	Bowl screen (standard) (5)	75.0035.01	
3	2-way micro valve, bowl rinse	33.0134.00	
4	3-way micro valve, cup fill	33.0138.00	

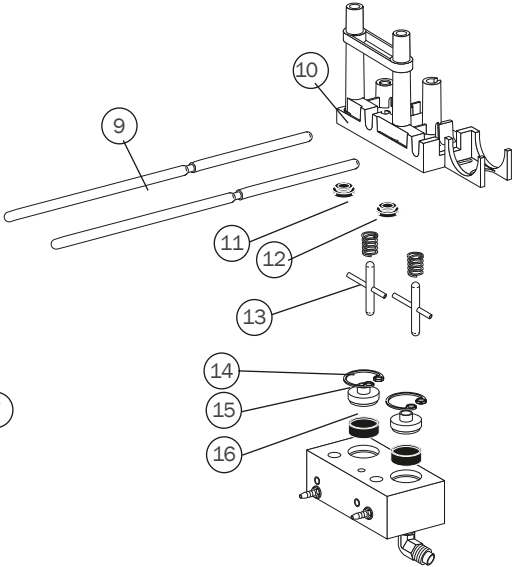
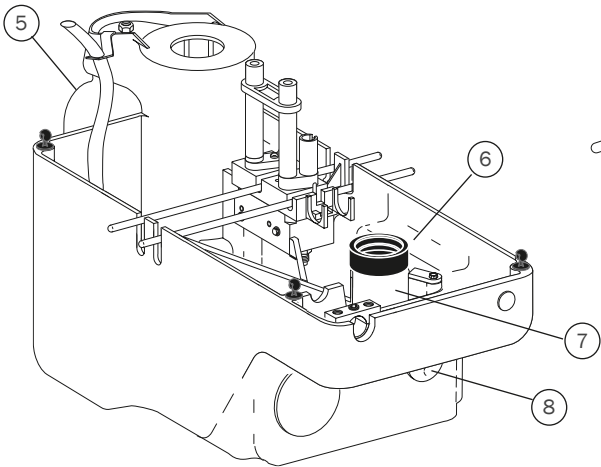
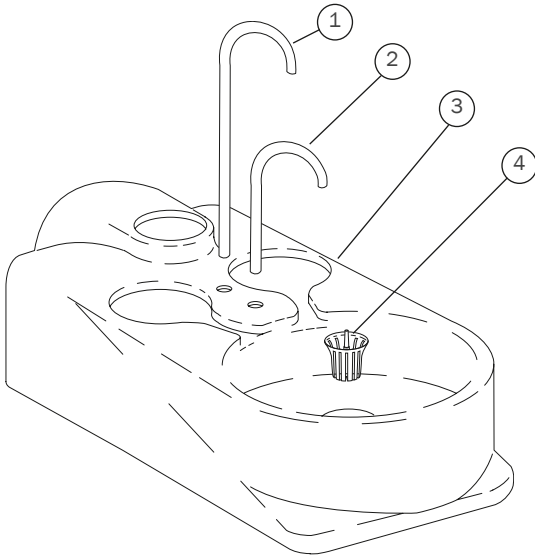
Cascade Phenolic Cuspidor Base



REF NUMBER	DESCRIPTION	PART NUMBER	PRICE
7	Timed bowl rinse relay valve	12.0913.00	
8	O-ring, .301 ID x .070 W (10)	030.011.02	
9	Switch, cuspidor stop	12.0915.00	
10	3-way restricted diaphragm valve	33.0160.00	
11	Cuspidor cup timer stabilizer kit	90.0456.00	
12	Pilot air mini valve	12.0953.00	
13	Drain seal	12.1024.00	
14	Cup fill relay	12.0934.00	

Performer

Performer Cuspidor Bowl



REF NUMBER	DESCRIPTION	PART NUMBER	PRICE
1	Cup fill spout	12.0985.00	
2	Bowl rinse spout	12.0986.00	
3	Cuspidor bowl assembly	76.2011.00	
4	Bowl screen (5)	75.0035.01	
5	750 mL water bottle, cap, and supply tube	14.0416.00	
6	Drain seal	12.0991.00	
7	Drain tube	12.0989.00	
8	Hole plug, 5/8"	018.086.00	
9	Fill/rinse tilt rod (2)	12.0977.01	
10	Water actuator housing	12.0987.00	
11	Water spout seal	12.0988.00	
12	Spring, .420 OD x .88	013.004.00	
13	Actuator	12.1013.00	
14	Retaining ring (10)	010.045.02	
15	Diaphragm retainer	12.0983.00	
16	Water manifold diaphragm (4)	12.0982.01	

Components

Long Stem Air Bleed Valve Assembly

33.0025.01




- For Excellence cuspidor cup fill
- For Continental bracket and whip assembly

Bowl Screen

75.0035.01 (5) Surf

75.0035.03 (5) White

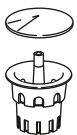


- For Cascade, Radius, Performer, A-dec 500, A-dec 400, A-dec 300, and A-dec 200 cuspidors.

Bowl Screen Assembly

42.0085.00 Assembly

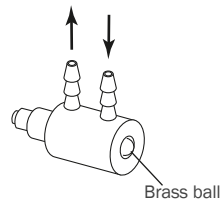
42.0090.00 Umbrella only



- Includes replacement umbrella and strainer
- Fits Decade 7283, Decade, Component 7280, Century II, and Excellence cuspidors

2-Way Micro Valve

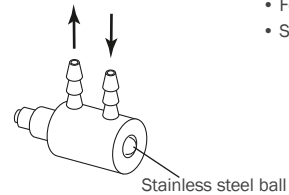
33.0134.00



- For Cascade bowl rinse and Excellence
- Brass ball

3-Way Micro Valve

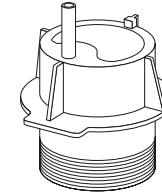
33.0138.00



- For Cascade cup fill and Excellence
- Stainless steel ball

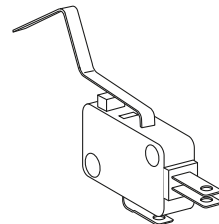
Cascade Cuspidor Arm Pivot Hub

12.0931.00



Limit Switch

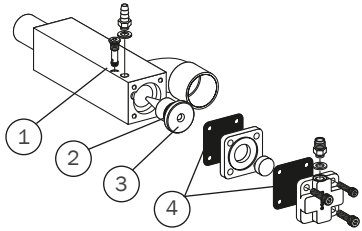
044.184.01



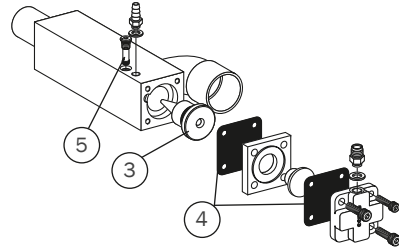
- For Decade 7283 cuspidor

Performer Air Vacuum Generator

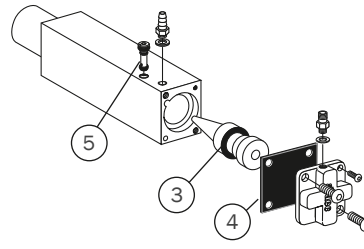
Performer Air Vacuum Generator (International Only)



11.1100.00 After 11/95



Between 8/95 to 11/95



Between 4/95 to 8/95

REF	DESCRIPTION	PART NUMBER	PRICE
	Performer air vacuum generator (after 11/95)	11.1100.00	
1	Air bleed cartridge w/o-ring	38.0517.00	
2	O-ring (10)	030.012.02	
3	Jet	11.1085.00	
4	Diaphragm (10)	22.0440.02	
5	Air bleed cartridge w/o-ring	38.0735.00	

A-dec LED Light Components

PROTECTIVE BARRIERS

A-dec recommends the Medicom SafeShield disposable protective barrier designed exclusively for the A-dec LED dental light to protect your investment. For distribution or sales information on Safe Shield (item #9565), please contact Medicom via e-mail at sales@medicom.ca or customer service at 1.800.361.2862 or 514.636.6262.

LED Light Upgrade

28.1924.00 Gray




- Upgrade for existing A-dec halogen lights
- Compatible with most A-dec lights after 1993
- See note above regarding protective barriers

LED Mode Button

28.1862.00 Cover only


90.1348.00 Button kit



LED Circuit Boards

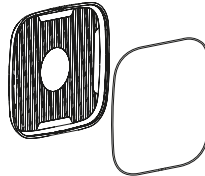
90.1345.00 Indicator board plus cable

90.1346.00 Driver board



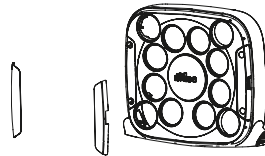
Light Shield and Gasket Kit

90.1343.00



570L LED Front Housing

90.1390.00



LED Touchless Sensor Upgrade Kit

90.1811.00 500

90.1927.00 300



- For touchless on/off light activation
- Gray 3 color (only)
- Replaces manual momentary switch
- Compatible with all A-dec 300 LED and A-dec 500 LED lights

LED Pivot Shaft Assembly


90.1341.00



LED Light Handle Kit

90.1342.01 500, Gray

90.1925.00 300, White



LED Neck Pivot Assembly

90.1349.00



LED Light Label Kit

90.1513.00 (2)

- Label replacement required when handles are tightened or replaced

CABLE ASSEMBLIES	LIGHT LOCATION	PART NUMBER	PRICE
LED DCS dental light cable 56"	Track mounted light	90.1322.00	
LED DCS dental light cable 82"	Ceiling mounted light	90.1322.01	
LED DCS dental light cable 88"	Simulator mounted and post/ceiling mount light	90.1322.02	
LED DCS dental light cable 136"	Wall/dental furniture mounted light	90.1322.03	
LED DCS dental light cable 220"	Chair mounted light	90.1322.04	

A-dec 300 Halogen Light Components

Light Bulb

041.709.00 Halogen bulb 95W, 17V



- For A-dec 571, 371, 6300, and pre-Cascade dental lights
- Halogen bulb 95 W, 17V

Bulb Cap

28.1635.00 Bulb cap



Light Shield

28.2031.00 Shield



A-dec 371 Light Vertical Adjustment Kit

90.1220.00



A-dec 300 Light Post Cover Plugs

75.0150.00 Hole plug

75.2251.00 Slotted plug for monitor cables

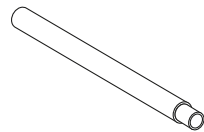


Light post-mount cover plug

- For A-dec 300 intermediate light post

A-dec 300 Intermediate Light Post

28.1624.00 Intermediate post



Trim Ring, A-dec 300 Light Post

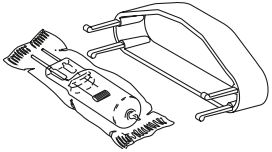
77.0876.00 Trim ring



A-dec 500 Halogen, A-dec 200, Cascade, 6300, and Performer

Cascade and 571 Dental Light Bulb

- 75.0084.00 Holder Surf 4
- 75.0084.01 Holder White 2
- 28.1004.00 Bulb and holder Surf 4
- 28.1004.01 Bulb and holder White 2
- 041.709.00 Bulb only



- For Cascade and A-dec 571 dental lights
- Includes holder and halogen bulb 95W, 17V

Cascade Light Shield and Bracket Assembly

- 28.0503.01 Shield only
- 28.1012.01 Shield bracket assy (2), White 2
Includes screws



- For A-dec 571 and Cascade lights

Pivot Stops

- 28.0679.01 (5)
For all lights after October 1987
- 28.0545.01 (5)
For all pre-Cascade unit- and post-mount lights
- 90.1044.00 Flexarm stop kit



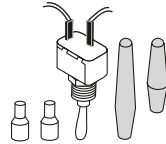
28.0679.01



28.0545.01

Pre-Cascade, Cascade, and Performer On/Off Switch Kit

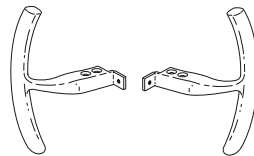
- 90.1039.00 Kit
- 28.0813.01 Long handle only, Surf 4
- 28.0813.02 Long handle only, Gray 3
- 28.1188.00 Short handle only



- Includes: toggle switch, (2) closed-end terminals and (2) on/off switch handles

Light Handle Kit

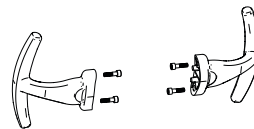
- 90.0367.01 Handle kit, Surf 4
- 90.0367.02 Handle kit, White 2



- Includes Loctite® and necessary hardware
- Includes both right and left handles

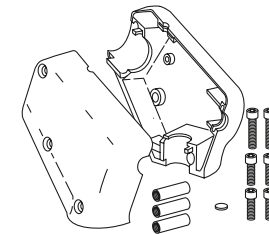
A-dec 200 Light Handle Kit

- 90.1553.00



Light Switch Housing Replacement Kit

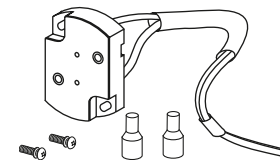
- 28.1464.04 White 2



- Includes right housing, left housing, standoffs (28.1467.00), screws (002.135.00), and pivot stop (28.0679.01)

571, Pre-Cascade and Cascade Lamp Socket Kit

- 90.0463.01



- To replace lamp socket for 571, pre-Cascade and Cascade lights
- Includes lamp socket and wire assembly, and necessary hardware

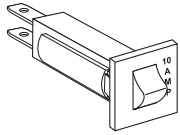
A-dec 200 Light Shield Assembly

- 28.1991.00

Light Components

Circuit Breaker Kit Pre-Cascade and Cascade

28.0758.00



- Use to replace a 10A circuit breaker
- Includes circuit breaker, wire assemblies, and necessary hardware

Intensity Switch

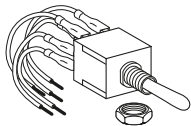
43.0054.00



- For 6300 wall-, track-, Preference-, and ceiling-mount dental lights after serial number D415121 (2004)
- A-dec 571 light

Cascade and Pre-Cascade Intensity Switch

90.1043.00



- 6A, 24V
- For 6300 wall-, track-, Preference-, and ceiling-mount dental lights before serial number D415121
- For all Radius and Cascade lights

A-dec 6300 Light Yoke Plug

90.1557.00 (2), Surf 4


90.1558.00 (2), White 2



- For A-dec 571 and 6300 lights

Transformer

28.1588.00

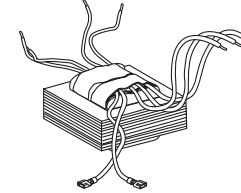


- For all 6300 dental lights after serial number D415121 (2004)

Transformer

90.1040.00 Post, ceiling, and track mount

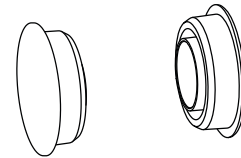
90.1041.00 Dental furniture and wall mount



- For Cascade post, track, ceiling, furniture, and wall mounted lights before serial number D415121
- Pre-Cascade other than post mount
- Replaces 28.0720.00
- 120V or 240V

A-dec 200 Light Yoke Plug Kit

90.1684.00



A-dec 500 Light Post Trim Ring

77.0095.01 White 2



6300 Components, Cables, and Light Posts

Cascade Light Cable Kit

90.1053.00 6300 light cable



- Replaces flexarm cable for all 6300 lights, prior to April 1, 2004
- Includes cable lube
- 137" long, cut desired length
- For Radius or Cascade lights

Dental Light Circuit Board

28.1577.00 Kit



- For 6300 wall-, track-, Preference-, and ceiling-mount dental lights after serial number D415121 (2004)
- Includes bracket and standoffs

Pre-Cascade 6300 Light Cable

28.0814.00

Lubriplate

048.107.00







- Use on light hub
- 3/8 ounce tube

Track Cap

028.008.00



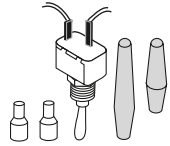
CABLE ASSEMBLIES FOR HALOGEN LIGHTS After April 1, 2004	PART NUMBER	PRICE
Track light flexarm DCS cable assembly, 50"	28.1584.00	
Wall and dental furniture mounted DCS cable assembly, 129"	28.1585.00	
Post-mounted cable assembly, 68"	28.1586.00	
Ceiling mounted DCS cable assembly, 77"	28.1587.00	
571/572 on A-dec 500 chair DCS cable assembly, 220"	28.1838.00	
Track light track and trolley cable assembly	28.1604.00	

LIGHT POSTS	PART NUMBER	PRICE
 <p>For Performer: 24.5" (622 mm) H For installation on cuspidor or assistant's instrumentation: includes post, adapter, trim ring, and power cord</p>	28.1262.01	
 <p>For Pre-Cascade chairs: 2" (51 mm) OD x 40" (1,016 mm) H For use with chair-mount to mount A-dec post-mount lights to pre-Cascade chairs</p>	28.1976.00	
 <p>For Cascade post box (extension kit): 2" (51 mm) OD x 32" (813 mm) H For post-mount light to Cascade post box: includes power cord, post, and hardware</p>	28.1030.01	
 <p>For A-dec 361 support center: 2" (51 mm) OD x 32" (813 mm) H For installation on A-dec 361 support center</p>	99.1136.00	

Performer Light Components

Toggle Switch Kit

90.1039.00



- 125V, SPST 20A
- Use small Surf toggle for Performer

Bearing, Compression Bolt, and Compression Spring


016.054.00 Bearing

28.1172.00 Bolt

013.100.00 Spring



Bearing, thrust
.250 ID



Compression bolt



Compression spring
.480 OD x .500 LG

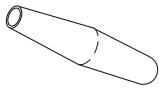
Bulb Cap

28.1635.00 Bulb cap



Performer On/Off Switch Handle

28.1188.00



Performer Light Intensity Switch Kit

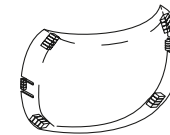
90.1045.00 Kit



- Includes switch and cable assembly

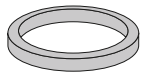
Performer Light Shield

28.1166.00



Washers for Performer

016.053.00 Thrust .250 ID

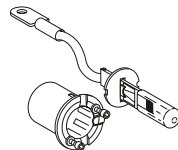


Thrust .250 ID

Performer Halogen Bulb, Socket, and Insulator Assembly

041.513.00 Bulb only

28.1289.00 Assembly



- Halogen bulb 55W, 12V
- Assembly includes bulb, socket, and insulator
- Bulb available from your local automotive supplier, type H3

Performer Light Cable Kit

90.1054.00 Cable kit



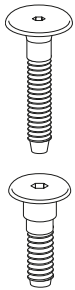
- Includes cable lube
- Replaces cable from light through flexarm to postbox

Upholstery Screws, Headrest Knobs, and Glide Bars

DECADE AND CASCADE UPHOLSTERY SCREWS BY MODEL	PART NUMBER	PRICE
Decade		
Armrest (requires 3)	005.123.01	
Seat (requires 4)	61.2606.00	
Headrest	001.157.00	
Cascade		
Armrest	001.184.00	
Seat (requires 4)	61.2606.00	
Headrest	001.157.00	

Performer Upholstery Kits and Screws

005.155.00 Seat, each
61.2767.00 Backrest, each



- For mounting seat upholstery to frame
- Requires 4
- For mounting narrow or contoured backrest upholstery to frame
- Requires 4

A-dec 311/411 Double Articulating Headrest Knob Kit


90.1221.00



- Includes necessary hardware

A-dec 511/411/311 Glide Bar Bracket Kit

99.0719.00



- Includes necessary hardware
- With backrest locking feature

Sliding Wedge for Glide Bar Tension

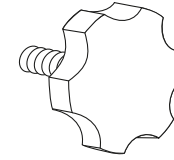
61.1569.00



- Wear pad wedge for Cascade 1040
Decade 1221, 1021, 1020
Decade 1015/1010
Performer III

Headrest Locking Knob

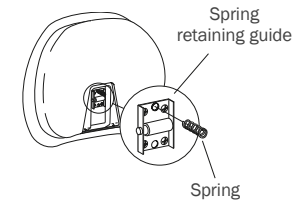
61.1232.02 Gray 3



- For Cascade, Decade, and Performer III double-articulating headrest (61.2265.00)
- For Decade single-articulating headrest (61.1227.00 and 61.1548.00)


Stool Back Hinge Body and Spring Kit

90.1575.00



Chair Cylinders

Lift Cylinders



Cascade, Decade and Performer III chairs



A-dec 511 chair

LIFT CYLINDERS MODEL	PART NUMBER	PRICE
Cascade, Decade, and Performer III chairs	61.1287.00	
A-dec 511 cylinder kit, White	90.1083.01	

Tilt Cylinders



Cascade chairs



Performer III



Decade chairs



A-dec 511 chair

TILT CYLINDERS MODEL	PART NUMBER	PRICE
Cascade chairs	61.2050.00	
Performer III	61.2050.01	
Decade chairs	61.1267.00	
A-dec 511 chair kit, White	90.1085.01	

A-dec Manufactured Cylinders

From the raw materials to the finished assembly, A-dec manufactures hydraulic chair cylinders completely in-house.

Once machined, the components are assembled in a special room to keep debris from entering the cylinder. Then we cycle test each cylinder using ultrasonics to verify the integrity of the internal seals and perform a high pressure test up to 1500 psi. To make certain it performs flawlessly in the chair, A-dec tests each cylinder through more cycles during final chair assembly.

A-dec warrants its chair cylinders, both lift and tilt, for 10 years from the date of purchase of the chair or the cylinder.

Chair Solenoids and Hydraulic Oil

A-dec 300 and 400 Chair Solenoid Assembly

90.1225.00 Solenoid



- 21.6 VDC

A-dec 511 Chair Hydraulic Solenoid Kits

90.1070.00 Black wires, 100-120V

90.1071.00 Red wires, 220-240V



Cascade, Decade, Performer III, 8000B and Positioner Chair Solenoids

61.1336.00 Black wires, 120V

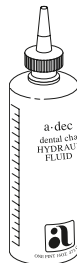
61.1337.00 Red wires, 240V



- O-ring packages:
For two-piece block (035.041.02)
For one-piece block (030.015.02)

Hydraulic Oil

61.0197.00

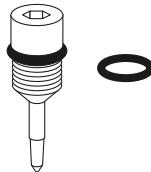


- Hydraulic oil to add to all A-dec hydraulic chairs
- Includes noise eliminating additive
- 1 pint (16 ounces)

Flow Adjustment Screw

61.0460.00 Screw with o-ring

030.004.02 O-ring (10)



- For hydraulic manifold on all chairs
- Flow adjustment screw with o-ring

Truss Head Slot Screw Button Head Socket Screw

001.002.01 Truss (5)

002.118.02 Button (5)



Truss



Button

- Use on all two piece hydraulic manifolds to retain flow adjustment screws
- #2-56 x 1/8
- Use on all one piece hydraulic manifolds to retain flow adjustment screws
- 4-40 x 3/16

Power Supplies and Capacitors

Printed Circuit Board Kits	PART NUMBER	PRICE
A-dec 500		
Chair	90.1072.00	
Control head	90.1076.00	
Cuspidor	90.1079.00	
Dental light	28.1577.00	
A-dec 400		
Chair	90.1177.00	
A-dec 300		
Chair	90.1177.00	
Quad volt intraoral light source	90.1168.00	
Cuspidor	90.1079.00	
Cascade, Decade, and Performer II, III		
Chair	90.1029.02	

Replacement Capacitors	PART NUMBER	PRICE
A-dec 311 and 411 Capacitor Kits		
Replacement Kit, 100V	90.1198.00	
Replacement Kit, 110-120V	90.1199.00	
Replacement Kit, 220-240V	90.1200.00	
A-dec 511 Capacitor		
60 UF Capacitor, 200V	041.642.00	
50 UF Capacitor, 220V	041.643.00	
15 UF Capacitor, 240V	041.644.00	

Capacitors for Cascade, Decade, Positioner, Priority, Performer I, II, and III, 8000B Chairs



DESCRIPTION	PART NUMBER	PRICE
50 UF capacitor with boot For 100V, and 115V chairs, plus 240V chairs built before Feb. 13, 2001	90.1631.00	
15 UF capacitor with boot For A-dec 200, Performer, Cascade, and Decade chairs	90.1615.00	

Remote Master Toggle to Power Supply Kit

90.1129.00



- Includes 25' (7.62 m) of tubing, QD and Tee connectors
- For connecting master toggle to the chair power supply

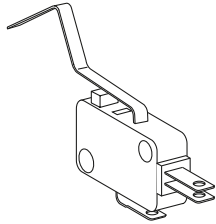
Chair Power Supplies	PART NUMBER	PRICE
A-dec 511 Chair		
300W, 100V	90.1073.00	
300W, 110-120V	90.1074.00	
300W, 220-240V	90.1075.00	
A-dec 300, 400 Chair		
300W, 110-120V	90.1179.00	
300W, 220-240V	90.1180.00	

Motor Assemblies	PART NUMBER	PRICE
A-dec 200, Cascade 1040, Decade 1021/1221, and Performer		
110-120V	90.1649.00	
220-240V	90.1650.00	

Chair Limit Switches, Position Sensor, and Occupancy Sensor

Limit Switch

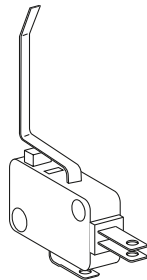
044.184.01



- Base up function for:
Cascade 1040
Decade 1020/1021
Decade 1010/1011
Positioner 1030
Priority 1005
Performer III
- Back up function for:
Positioner 1030
Priority 1005
- Chair stop function for:
Decade 1020/1021
Positioner 1030
Priority 1005

Limit Switch

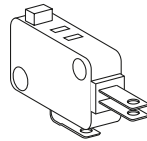
61.2065.00



- Back up function for:
Cascade 1040

Limit Switch

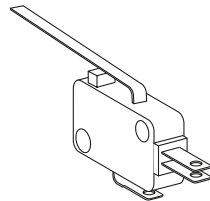
044.183.00



- Chair stop function for:
Cascade 1040,
Decade 1021 after June 1998,
and Performer I and II

Limit Switch


044.184.00



- Base up and base down
function for: Performer I and II
- Back up function for:
Decade 1020/1021
Decade 1010/1011
Performer III

A-dec 511 (Version A) Positioning Sensor Retro Kit

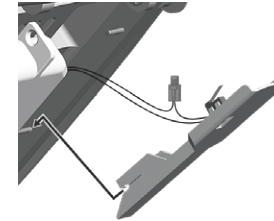
90.1639.00 Position sensor kit (2)



- For base or back positioning
A-dec 500 chairs

Stop Plate Switch Replacement Kit

90.1095.01 Gray 3



- For use with A-dec 511

Positioning Sensor Kit

90.1183.00 Chairs manufactured before 2023

Also available for 511A chairs with serial numbers
16J511-A17743 & 16J511-A19047 to Present (or prior
chairs that have already received the retro kit)

90.1961.00 Chairs manufactured after 2023

Chair Occupancy Sensor Kit

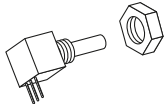
90.2150.00

- Requires universal chair
board and 300pro or 500pro
delivery system with A-dec+
connectivity
- Includes sensor, cover,
fasteners, and a connection
cable

Switches and Base Down Stop

Potentiometer

041.372.00

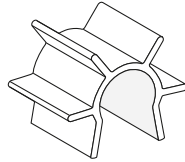


- For Cascade, Decade, and Performer II and III chairs

Base Down Stop for Chairs*

61.2576.00 Radius-mount light

61.3053.00 Radius-mount monitor mount



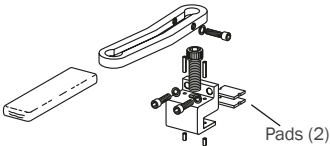
- For Radius-mount light 1 3/8" is anodized aluminum
- For Radius-mount monitor mount 1 1/2" is black anodized aluminum

NOTE: *You must install the appropriate base down stop when you install a Radius-mounted dental light or monitor mount on a chair. Omitting the base down stop causes damage to the motor-pump cover when the chair is moved to full base down. Reprogram the chair entry/exit function after installing the stop.

Chair Brake Kits, Electrical Cables and Power Cords

Decade Swivel Brake Kit

61.1537.01 Brake pads (2)



Cascade/Decade Electrical Wiring/Cables

- 61.2099.00 Back up, base and safety plate limit switch for 1015/1020/1021/1040
- 61.1502.00 Base electrical wiring cable for potentiometer
- 61.1503.00 Back electrical wiring cable for potentiometer

Priority Chair Brake Cable

61.0025.00 Brake cable

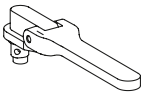
Accessory Power Cord

- 28.1264.00 Power cord with plug for Decade, Cascade, and Performer, 115V
- 28.1276.00 Power cord without plug for Decade, Cascade, and Performer, 230V



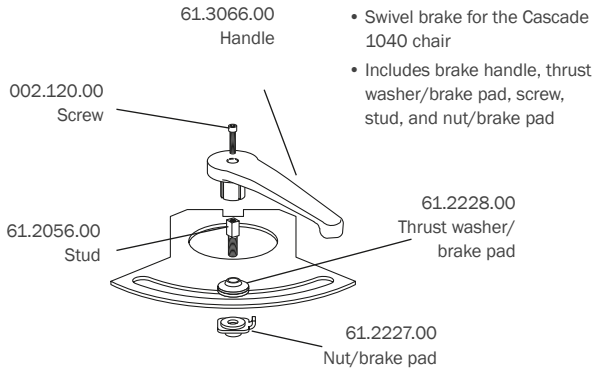
A-dec 511/411/311B Retrofit Swivel Brake Kit

90.1637.00 Gray



Cascade Chair Swivel Brake Kit

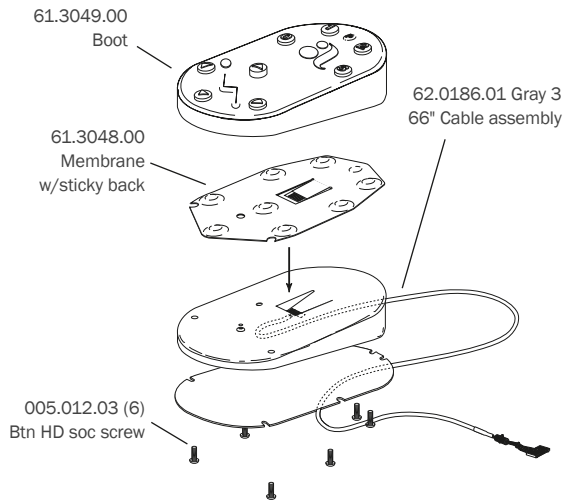
90.1016.00 Swivel brake kit



Footswitches and Rear Cover Kit

8-Button Footswitch

62.0163.01 Programmable footswitch, Gray 3
For use on all current A-dec chairs




Multi-Function Footswitch

Service Parts only

- 002.015.00 Screw
Pan HD Phillips, 6-32 x 3/8"
- 017.007.01 Rubber bumpers (25)
0.50" Dia, gray
- 041.059.00 Push button switch
1P1T, 5A, 120V, Normally open, momentary

A-dec 300 (Version A) Rear Cover Kit

90.1266.00

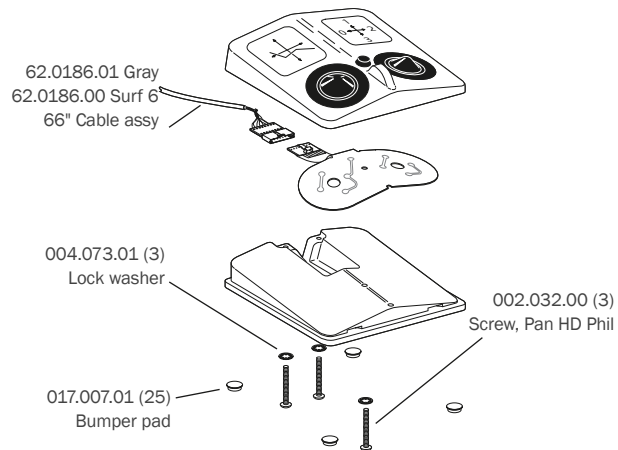


8-Function Footswitch*

Service parts only

8 Function footswitch (Part No. 61.2027.00) replaced by 8-button footswitch in 1997


*Base and Cover Assy Not Available For Sale



Chair Mounts, Plugs and QD Kit

2" Post Adapter to 511 Chair

77.0921.00



- Mounts an A-dec 300 2" post-mount delivery and support center to an A-dec 511 chair
- Includes necessary hardware

2" Post Adapter to 311B/411 Chair

77.1301.00



- Mounts an A-dec 300 2" post-mount delivery and support center to an A-dec 311B/411 chair
- Includes necessary hardware

A-dec 500 Quick Disconnect Kit

90.1138.00 Chair mount QD kit



- For A-dec 511 chair-mounting or A-dec 561 support center-mounting

A-dec 311 1/2" Hole Plug

018.002.06 White 2



Performer Pivot Armrest

61.3125.01 White



Cart and Stool Casters, Stool Knobs, Base, and Foot Ring

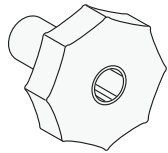
Stool Back Height Adjustment Knob

027.063.01 1622 stools, White 2

027.065.00 1601 stools, Surf 4

For stools manufactured before March 24, 2003

027.024.01 1600 stools, Gray



- Knob to adjust height on the back of the stool or the torso bar

Stool Back Height Adjustment Knob

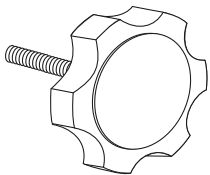
027.074.01 White 2



- Use for 1601 stools manufactured after March 24, 2003
- With molded-in bolt

Stool Height Adjustment Knob

027.035.01 Gray



- Knob to adjust height on the assistant's stool with rotating torso

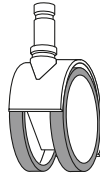
One-Piece Casters for Carts and Stools

65.1625.03 Tile (5), Surf

65.1625.04 Tile (5), Gray 3

65.0286.03 Carpet (5), Dark Surf


65.0286.05 Carpet (5), Gray 3



- Tile caster has plastic wheel with rubber surface for use on tile floors

Caster for Oregon Cart

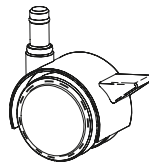
042.615.02 Tile, Gray 3



Caster for Carts

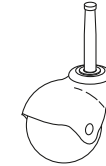
(beginning June 2014)

30.0861.00 Tile, Surf



Caster for U-frame Carts

16.0081.00 Each



- 2" ball caster for A-dec U-frame carts prior to June 2014
- Includes screw and washer

A-dec 500 Stool Casters

90.1527.00 (5)



A-dec 500 Stool Base

65.1924.00



- Fits Doctor or Assistant's stools

A-dec 500 Assistant's Stool Foot Ring

90.1976.00



Stool Cylinders and Back Cover

Cylinders for Doctor's Stools



521 Doctor's stools, short height range: 16.4" to 19.6"



521 Doctor's stools, tall height range: 19.6" to 24.1"



1601/421 Doctor's stools, short height range: 15.25" to 18.5"



1601/421 Doctor's stools, tall height range: 18.5" to 25.0"



Pre-Cascade doctor's stools (model 1600) height range: 17.5" to 24"

CYLINDER MODEL	PART NUMBER	PRICE
521 Doctor's stools kit, short cylinder range: 16.4" to 19.6"	90.1547.00	
521 Doctor's stools kit, tall cylinder range: 19.6" to 24.1"	90.1548.00	
1601/421 Doctor's stools, short cylinder range: 15.25" to 18.5"	65.0227.00	
1601/421 Doctor's stools, tall cylinder range: 18.5" to 25.0"	65.0208.00	
Pre-Cascade doctor's stools (model 1600)	65.0030.00	

Cylinders for Assistant's Stools



522 Assistant's stools



Cascade assistant's stools Pre-Cascade assistant's stools (series 1620 from 06/93 through present)



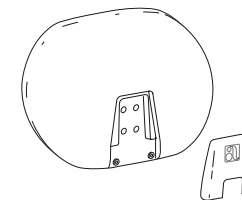
Pre-Cascade assistant's stools (series 1620 from 03/87 to 05/93)

• For stools manufactured before 3/87, this cylinder can be used with the purchase of a foot ring

CYLINDER MODEL	PART NUMBER	PRICE
522 Assistant's stools	90.1528.00	
1622/422 Assistant's stools pre-Cascade assistant's stools (Series 1620 from 06/93 through present)	65.0209.00	
Pre-Cascade assistant's stools (Series 1620 from 03/87 to 05/93)	65.0031.00	

Contour Stool Back Cover Kit

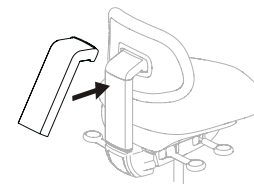
65.0289.01 White 2



• Includes back cover, trim cover, and screws

521/522 Stool Back Bumper

90.1767.00 White 2



• Snap on bumper/cover

Preference II Hinges and Push Latches

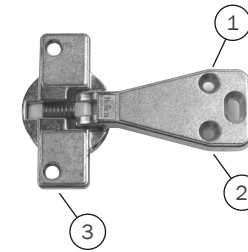
Hinges and Push Latches							
		55.5566.00	042.106.00	042.106.01	042.150.00	55.4506.00 Single door	
MODEL	MODULE DESCRIPTION	← HINGES →				MAGNETIC PUSH LATCHES	
5512	Midsection door				•		
5522	Wash station door		•				
5560	Storage door		•				
5700							
5542	Bi-fold doors				•		
	Cup & towel door	•					
	Equipment end door		•			•	
	Wash station door		•				
5551	Asst's side door					•	
	Doctor's door		•			•	
	Doctor's w/ 2 drawers		•			•	
	Nitrous module door		•			•	
5555	Ctr base double doors			•			
	Ctr base pass thru door		•			•	
	Pos. 1 & 3 front/side door		•			•	
5557	Assistant's side door					•	
	Doctor's door		•			•	
	Midsection door				•		
	Nitrous storage door		•			•	
	Wash station door		•				
5565	Bi-fold doors				•		
	Cup & towel door	•					
	Equipment end door		•			•	
	Wash station door		•				
5570	Wash station door		•			•	
5670			•			•	
5612		Storage door		•			•
5622				•			•
5632	Door	•					
5635	X-ray insert			•			
5661	Storage door		•			•	

Equipment Drawer Hinge

042.202.00

Screws

- 003.042.00 Middle/Upper
- 003.042.00 Lower
- 003.109.00 Base



- For equipment drawers on both Preference Collection and Preference II

Preference II Mounting Plates

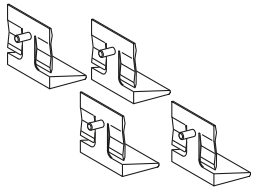
Mounting Plates

MODEL	MODULE DESCRIPTION	PART NUMBER 042.117.00	PART NUMBER 042.151.00
5512	Wash station door	•	
5522			
5560	Storage door	•	
5700			
	Bi-fold doors		•
5542	Equipment end door	•	
	Wash station door	•	
	Doctor's door		•
5551	Doctor's w/ 2 drawers	•	
	Nitrous module door	•	
	Ctr base double doors	•	
5555	Ctr base pass thru door	•	
	Pos. 1 & 3 front/side door	•	
	Doctor's door		•
5557	Nitrous storage door	•	
	Wash station door	•	
	Bi-fold doors		•
5565	Equipment end door	•	
	Wash station door	•	
5570	Wash station door	•	
5670			
5612	Storage door	•	
5622			
5635	X-ray insert	•	
5661	Storage door	•	

Preference II Shelf Clips and Glass Door Components

Wood Shelf Clip Kit

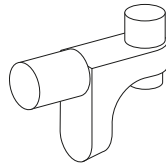
55.2078.00 Kit



- For wood shelves
- Includes (4) shelf clips

Glass Shelf Clips

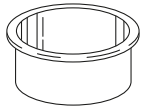
55.2078.01 Kit



- Kit includes (4) glass shelf clips, glass dimensional specifications, and installation instructions

Bezel for Waste Drop

55.0015.01 Surf, Pref II only



- Inside dimension 5" (127 mm)
- Fits 5 1/4" (133 mm) hole

Bumper Pad

017.007.01 (25)



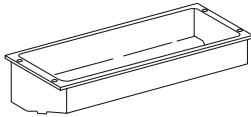
Preference II Dispensers, Light, and Clock Timer

Cup and Towel Dispensers

55.1248.00 Cup dispenser

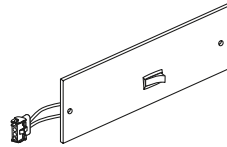
55.2404.00 Towel dispenser

003.031.00 Screw



Clock/Timer Cover Plate with Task Light Switch

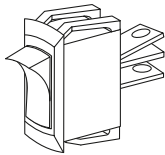
55.2698.00



- Use in place of the clock/timer assembly to activate the task light

Fluorescent Task Light Switch

041.300.00



- For Preference II task lights
- 16A, 125V

Fluorescent Task Light Starter

041.264.00 Starter

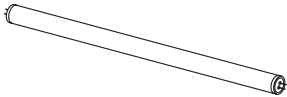
041.265.00 Ballast



041.264.00

Preference II Task Light Bulb

For reference only

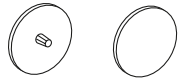


- Available locally in hardware stores
- G.E. fluorescent cool white, 20W, F20T12/CW, or equivalent

Preference II and Collection Cover Caps, Hole Plugs, and Subbase Trim Kit

White Cover Cap

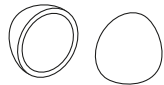
042.156.00



- Covers black Phillips screw

Cover Cap

042.164.00

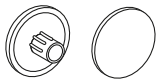


- Covers: Pan head #10 screws, upper end cap, equipment leg end

White Cover Cap

042.159.00 5 mm

018.048.01 5/8"



- Covers 5 mm or 5/8" hole

White Cover Cap

042.593.00 8 mm

042.148.00 10 mm



White Cover Cap

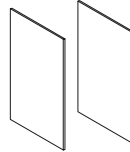
042.596.00 #8/10



Subbase Trim Kit

56.1208.00 Slate, Preference Collection

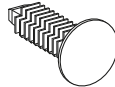
57.0586.00 Dove Grey, Inspire



- Laminate trim cap and installation instructions

White Cover Cap

025.060.01



- Covers 3/16" to 7/32" (4.5 mm to 5.5 mm) threaded insert equipment mounting
- White Christmas tree style

5/8" Subbase Hole Plug

018.086.00 5/8" diameter, Surf 4

018.086.02 5/8" diameter, Slate



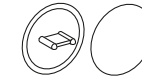
7/8" Subbase Hole Plug

018.096.02 7/8" diameter, Slate



Cam Lock Cover Caps

042.553.00 Preference Collection

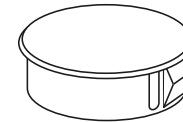


- Covers Preference Collection cam lock

2" Subbase Hole Plug

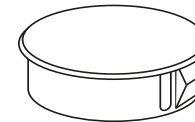
018.026.02 2" diameter, Surf 4

018.026.05 2" diameter, Slate



2 1/4" Subbase Hole Plug

018.093.02 2 1/4" diameter, Slate



1/2" Subbase Hole Plug

018.002.04 Surf 4

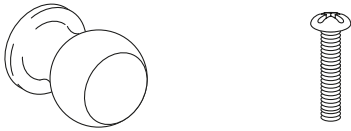
018.002.08 Slate



Preference II and Collection Latches and Handles

Preference Door Knob


56.0593.00 Knob w/screw



Magnetic Catch 25#

042.170.00 Catch 25#

003.032.01 Screw, 6 x 3/4, tr hd



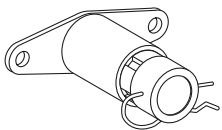
- Use (2) 003.032.01 screws

Drawer Push Latch Kit

55.3127.00 Latch only

003.005.00 Screw, #10 x 5/8 pan hd

55.1934.00 Latch, kit



- Kit includes (4) drawer latches and (8) screws

Back Panel Clothespin Latch

025.014.00



- For Preference II only
- Includes (2) screws

Door Magnetic Latch

042.056.03 Latch only

55.4506.00 Lower door, Pref I and II

56.0619.00 Upper storage, Collection

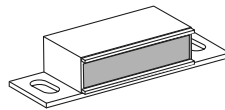


- For lower single and double doors
- For upper storage. Collection only
- Kit includes latch and necessary hardware

Magnetic Catch 13# with Strike

042.555.00 Catch 13#

003.022.01 6 x 1/2, pan hd screw



- Use (2) 003.022.01 screws

Auto-spring Touch Latch

56.1138.00 Latch kit

56.1139.00 Drill template



Preference II and Collection Cable Chases and Grommets

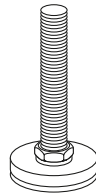
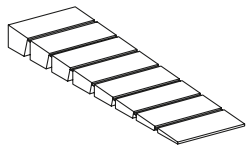
Chase Cover

- 56.1198.00 Cover, 7.5" Surf
- 56.1198.01 Cover, 7.5" Surf 6
- 56.1173.00 Cover, 9.25" Surf
- 56.1173.01 Cover, 9.25" Surf 6



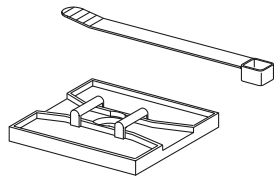
Leveling Bumper Wedge and Leg

- 017.017.00 Bumper wedge
- 042.029.00 Leg



Cable Ties, Cable Tie Mounts, and Cable Clamps

- 025.002.01 Medium ties (10)
- 025.003.01 Large ties (10)
- 025.019.01 Mount (10)



- Adhesive back

Water Bottle Tubing Grommet

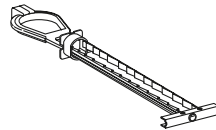
018.094.00 Grommet



- For routing water bottle tubing through dental furniture
- 3/4"

1/4-20 Toggle Bolt

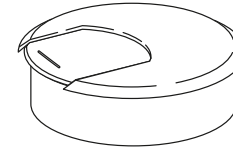
014.007.00



- Use for wall-mount installations

Cord Grommet

018.071.00



- 2" with white cap
- For cord drop

Dental Furniture Wash Station Components

Auto Soap and Sanitizer Dispensers

Style: ES6 Dispensers (Effective Feb 2022)



- Cartridges and catch shield sold separately

57.0647.00 ES6 soap dispenser and mounting hardware

90.1861.00 Soap refill ES6 cartridge, 2 pack

57.0648.00 ES6 sanitizer dispenser and mounting hardware

90.1860.00 Sanitizer refill ES6 cartridge, 2 pack

042.256.00 ES6 catch shield

Style: LTX-12 Dispensers (Feb 2018 - Feb 2022)

(soap and sanitizer dispenser no longer available)

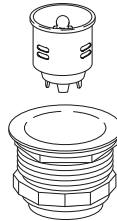


042.777.00 LTX-12 catch shield

Stainless Steel Sink Basket and Strainer

042.045.00 Preference II

042.062.00 Preference Collection



- Includes stainless steel basket, rubber gasket and strainer
- 042.045.00 fits Preference II square or round stainless sinks
- 042.062.00 fits all Preference Collection sinks

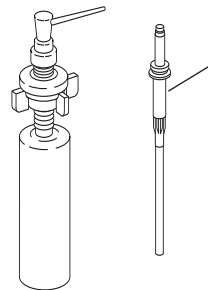
Liquid Soap Dispenser Bottle

042.584.00 Chrome soap dispenser assembly

042.585.00 Pump assembly only

042.586.00 Bottle only

042.587.00 Funnel to fill soap dispenser



Pump assembly
042.585.00

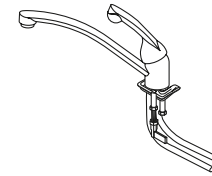
- Complete liquid or lotion dispenser and bottle assembly
- For Preference II porcelain sink only modules manufactured beginning in 1995
- Includes bottle, pump, support assembly, and hardware

NOTE: For Preference II manufactured before 1995, order the complete assembly to replace existing dispenser.

NOTE: White finish is no longer available, service with chrome soap dispenser.

Preference Faucets

042.551.00 9" Chrome



- For both Preference Collection and Preference II

NOTE: White finish is no longer available, service with chrome faucet.

Cup and Towel Dispenser


56.1295.00 Dispenser



- For dispensing units in Preference Collection 5543, 5580, and 5730

Soap Dispenser Kit

042.122.00 Soap dispenser kit

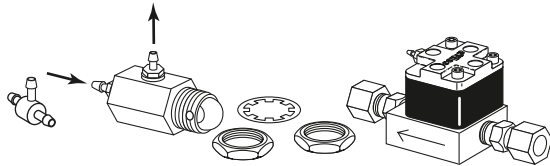


- Attaches to the soap dispenser, replacing the small bottle

Preference II and Collection Faucet Activation

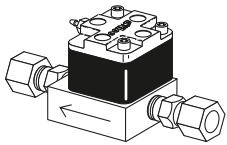
Faucet Activating Control Kits

- 56.0291.00 Single actuator control for kick plate, 5543
- 56.0259.00 Single actuator control with catch and bracket, 5580, 5590, 5531, and 5631
- 56.0298.00 Double actuator control with catches and brackets, 5543



Water Shut-off Valve

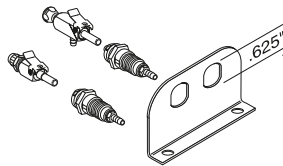
34.0036.00



- For Preference Collection and Preference II sinks

Air/Water Quick-disconnect (QD) Kit

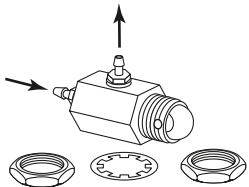
56.0340.00



- Includes mounting bracket, air and water QDs

Actuator Valve

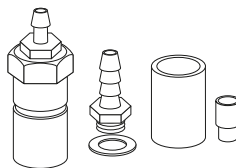
026.096.00



- For door and foot-activated water dispenser

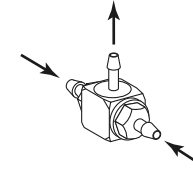
Air Supply Adapter Kit for Faucet Activation

90.0003.00



Shuttle Valve Assembly

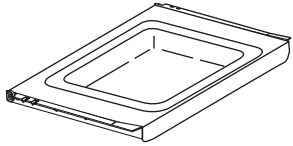
026.074.01



Preference Collection Hardware

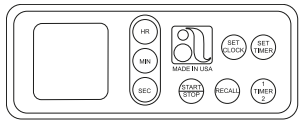
Slide-out Tub Holder

56.0283.00



Clock Timer

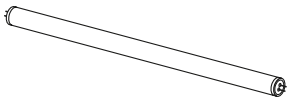
56.0200.00



- Includes 9V battery

Preference Collection Task Light Bulbs

For reference only



- Available locally in hardware stores

G.E. fluorescent cool white:

- For 18" Light, 15W, F15T8-TL41, or equivalent
- For 24" Light, 17W, F17T8-TL41, or equivalent

Bumper Pad

017.029.01 (24)

042.644.00 ICC auto upper bumper

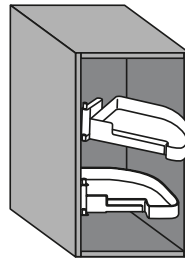


- For both Preference Collection and Preference ICC

Swing-out Shelves

56.0254.00 Swing-out right

56.0254.01 Swing-out left



- Left shelf shown

CPU Vent

042.583.00 CPU vent, White

042.660.00 CPU vent, Surf 6



- For Preference Collection

CPU Ventilation Fan

56.1120.00 For hinged door

56.1124.00 For sliding door




- For Preference Collection
- Powered by USB
- Does not include vent

Preference Collection Hardware

125° Free Swinging Hinge


042.549.00



- Hinge will move freely at pivot point

125° Self Close Hinge


042.550.00



- Hinge will snap shut at pivot point

125° Inset Self Close Hinge


042.576.00



- Hinge is used for 5543 & 5732 x-ray bi-fold doors

170° Free Swinging Hinge


042.567.00



- Hinge will move freely at pivot point

155° Self Close Hinge

042.688.00



- Hinge will snap shut at pivot point

45° Self Close Hinge

042.144.00



- Hinge will move freely at pivot point
- Used on 5591 ICC upper doors and non soft close lower door

45° Soft Close Hinge


042.691.00



- Hinge will slowly close on its own
- Used on 5591 soft close lower door

180° Bi-fold Door Hinge

042.589.00



Clip-on Hinge Mounting Plate

042.117.00



Preference Collection Hardware

Clip-on Hinge 9 mm Off Set Mounting Plate

042.151.00



- Used on 5543 & 5732 x-ray bi-fold doors

Soft Close Attachment

042.687.00



- Clips to pressed in back plate

Soft Close Hinge Attachment

042.684.00



- Clips to hinge

Drawer Slide Soft Close Attachment


042.689.00



Door Slides

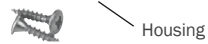
042.616.00 Running gear

042.617.00 Housing



Running gear


- For sliding door storage on 5562 and 5662
- For cabinets after serial number E228447 and date 06/02/02



Housing

Equipment Drawer Hinge

042.202.00



- For equipment drawers on both Preference Collection and Preference II

Preference Collection Glass Shelves, Gloves and Tissue Grommet

Gloves and Tissue Grommet

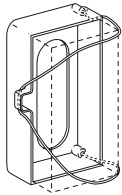
018.103.00 Grommet, White

018.115.00 Grommet, Surf 6



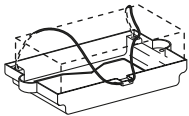
Gloves Dispenser Assembly

56.0205.00



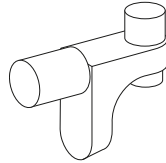
Mask Dispenser

56.0175.01



Shelf Clip Kit

56.0603.00



- Kit includes (16) glass shelf clips

Preference Collection Glass Shelves

These products have same day lead times

MODEL	MODULE	PART NUMBER	WIDTH		DEPTH		PRICE (set of 4)
			(in)	(mm)	(in)	(mm)	
5562	34" Upper P/T storage	56.0391.01	31½	791	15½	384	
	34" Upper non P/T storage	56.0391.01	31½	791	15½	384	
	42" Upper P/T storage	56.0392.01	12¾	314	15½	384	
	42" Upper non P/T storage	56.0392.01	12¾	314	15½	384	
5662	34" Upper P/T storage	56.0394.01	31½	791	18¾	473	
	34" Upper non P/T storage	56.0391.01	31½	791	15½	384	
	42" Upper P/T storage	56.0395.01	12¾	314	18¾	473	
	42" Upper non P/T storage	56.0392.01	12¾	314	15½	384	
5580	42" Upper P/T storage	56.0392.01	12¾	314	15½	384	
	42" Upper non P/T storage	56.0392.01	12¾	314	15½	384	
5731	34" Upper storage insert	56.0391.01	31½	791	15½	384	
	42" Upper storage insert w/div.	56.0392.01	12¾	314	15½	384	

Preference ICC Dryer and Upper Storage Components

Storage Fan Transformer

56.1088.00



- 12V transformer
- For clean storage on Preference ICC


Upper Door Sliding Hinge

56.1141.00 Upper sliding hinge




Storage Light Lenses (Top)

56.0649.00 Blue lens
 56.0650.00 Red lens
 56.0688.00 Opaque lens
 041.693.00 Lamp, 9W



Dryer Element

041.689.00 Dryer element



Clean Storage Fans

56.1089.00 ICC fan, clean storage



- For clean storage modules on Preference ICC

Air Cylinder

56.0914.00 Upper door kit
 56.0918.00 Dryer drawer kit



- Opens the upper storage doors and dryer drawer

Storage Light Lenses (Bottom)

56.0647.00 Blue lens
 56.0648.00 Red lens
 56.0689.00 Opaque lens
 041.693.00 Lamp, 9W



Dryer Fans

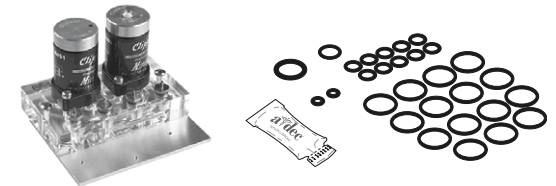
56.1075.00 Dryer fan



- 56.1075.00 – each dryer has (2) fans (for serial #E653876 and after)

Foot Activated Storage, ICC

56.0890.00 ICC valve assembly
 56.1281.00 O-ring kit, ICC valve



Preference ICC Miscellaneous

Bungee Cord Assembly

- 56.0867.00 13.5' Bio-waste drawer
- 56.0970.00 9' Sink waste drawer



- Used with knee-activated waste and bio-waste sort drawers

Leveling Foot Kit


- 56.0887.00 Leveling foot kit



- Use (4) screws (003.108.00) to attach leveling foot
- Screws are not included

Soap Dispenser Kit

- 042.122.00 Soap dispenser kit



- Includes (4) sizes of bottle caps

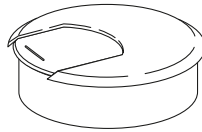
Slide-out Shelf Assembly

- 56.0643.00 Countertop shelf
- 56.0644.00 Interior mount shelf



Cord Grommet

- 018.071.00 2" Cord grommet



Auto-Spring Touch Latch

- 56.1138.00 Latch kit



- Spring latch for knee-activated waste sort and bio-waste sort

Extendable Faucet

- 042.648.00 Extendable faucet



- Available only for Preference ICC

Drawer Inserts

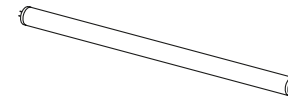
- 56.0628.00 1 Section storage
- 56.0629.00 2 Section storage
- 56.0630.00 4 Section storage
- 56.0631.00 1 Section wrapping
- 56.0632.00 6 Section wrapping



- Inserts come with deep storage sections or shallow wrapping sections

Preference ICC Task Light Bulbs

For reference only



- Available locally in hardware stores

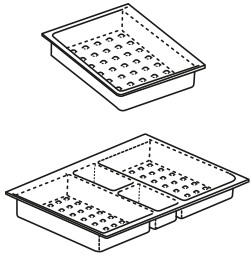
G.E. fluorescent cool white:

- For 18" Light, 15W T8, F15T8-SP41, or equivalent
- For 24" Light, 17W T8, F17T8-SP41, or equivalent
- For 36" Light, 25W T8, F25T8-SP41, or equivalent
- For 48" Light, 32W T8, F32T8-SP41, or equivalent

A-dec Inspire Accessories

Drawer Insert

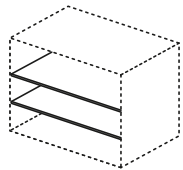
- 57.0137.01 For 391 drawers
- 57.0138.01 For 393-14" drawers
- 57.0141.01 For 393-28" drawers



- Insert for 28" drawer is larger

Glass Shelves

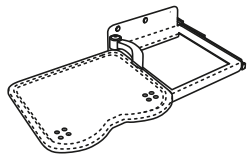
- 90.1592.00 Glass shelves kit
For middle 14" 391 upper or 14" 394 upper
- 90.2098.00 Glass shelves kit
For 28" 394 uppers



- Glass shelf kits come with two shelves

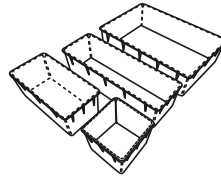
Slide-out Swing-out Shelf

- 90.1978.00 Right-hand
- 90.1979.00 Left-hand



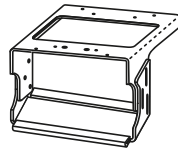
Bins

- 57.0132.01 Yellow bin
- 57.0133.01 Red bin
- 57.0134.01 Blue bin
- 57.0135.01 White bin



Unit Mount Assembly Kit

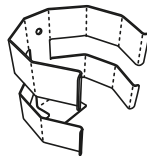
- 90.1730.00 Unit mount assembly kit



- For cabinet mounting of 541, 545, and 341

Wipes Holder

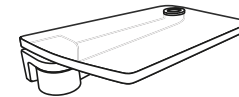
- 57.0321.00 Wipes holder



- Requires two 003.114.00 screws to mount

Floating Shelf

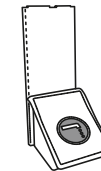
- 57.0061.00 Floating shelf, right-hand
- 57.0062.00 Floating shelf, left-hand
- 57.0062.00 Shelf assembly, fixed
For 12 o'clock 42"



- Right-hand and left-hand floating shelves require four 001.093.03 fasteners per shelf
- Fixed 12 o'clock shelf requires eight 001.093.03 fasteners

Faucet Activation Pedal

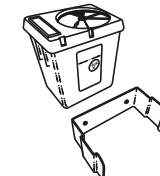
- 57.0455.00 Faucet activation, single pedal



- Requires unregulated compressed air to operate

Sharps Container Kit


- 56.1257.00 Small sharps container kit



A-dec Inspire 394 Sterilization Center Accessories

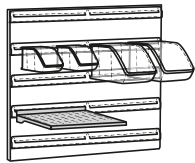
Wall Panel

- 57.0848.00 Wall panel
- 57.0851.00 Wall panel mounting kit



Prep and Pack Kit

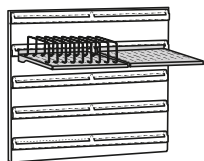
- 57.0844.00 Prep and pack kit



- Includes:
- (1) metal shelf
 - (2) large hanging bins
 - (2) medium hanging bins

Make-Ready Kit

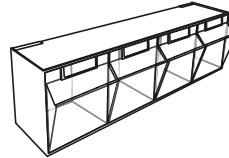
- 57.0845.00 Make-ready kit



- Includes:
- (2) metal shelves
 - (9) wire dividers

Tip-Out Bins

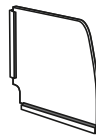
- 042.740.00 Tip-out housing, with four bins
- 042.273.00 Tip-out housing, with five bins
- 57.0849.00 Tip-out bin adapter kit



- Adapter kit required for installing tip-out bin onto wall panel

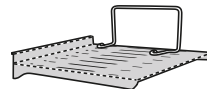
Sterilization Divider Kit

- 90.2050.00 Sterilization divider kit



Wall Panel Shelf

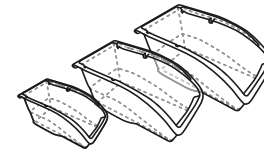
- 57.0846.00 Shelf assembly
- 57.0842.00 Wire shelf divider



- For materials management wall panel

Hanging Bins

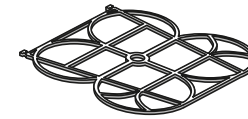
- 042.754.00 Hanging bin, clear, large
- 042.754.01 Hanging bin, clear, medium
- 042.754.02 Hanging bin, clear, small



- We do not have lids for these bins

Instrument Storage Rack

- 56.0627.00 Instrument storage rack



Clean/Dirty ID Kit

- 90.2051.00 Clean ID kit (blue)
- 90.2074.00 Dirty ID kit (red)



- Multiple mounting options, two per package

Compressor Installation Items

SC Plus Installation Kit

Included with all new compressors

73.0053.00

Includes:

- Install and quick reference guide
- (4) Leveling foot (p/n 042.029.00)
- (4) Leveling foot nut (p/n 006.104.00)
- (1) Push to connect $\frac{3}{8}$ " x $\frac{1}{2}$ " Npt fitting (p/n P0066)
- (1) Evaporation pan (p/n C0148)
- (8ft) Blue clear polyurethan tubing .245in ID (p/n P0071.BLUE)

Evaporation Pan

C0148



- Included in SC Plus kit (p/n 73.0053.00)
- Included in legacy SC kit (p/n A0075)

Push To Connect $\frac{3}{8}$ " x $\frac{1}{2}$ " NPT

P0066



- Included in SC Plus kit (p/n 73.0053.00)
- Included in legacy SC kit (p/n A0075)

Legacy Compressor Installation Kit

A0075



- For legacy SC compressors only
- Includes SC Install Guide

Fresh Air Intake Kit

A0019



- For SC Plus and legacy SC units

Compressor on Top of Compressor Mounting Kit

A0090 Legacy SC3, SC5, and SC7

90.1982.00 SC3plus, SC5plus, and SC7plus



- Used when mounting a compressor on top of another compressor

Legacy Compressor Mounting Feet

C0121 (1)



- For legacy SC compressors only
- Only 1 included
- 4 feet included in A0075 kit

Buck Boost Transformer, 500VA

E0275

- Compatible with all 240V SC plus compressors
- Compatible with legacy SC compressors manufactured after April 2021

Vacuum on Top of Compressor Mounting Kit

A0047 Legacy SC3, SC5, and SC7

90.1981.00 SC3plus, SC5plus, and SC7plus




- Vacuum on top of compressor

Compressor Maintenance Items

Annual Maintenance Kit

A0050 For SC3plus/SC5plus/SC7plus and Legacy SC3/SC5/SC7

A0150 For SC10plus/SC12plus and Legacy SC10/SC12



- A0050
- Intake and ambient filter
- For SC3plus/SC5plus/SC7plus and Legacy SC3/SC5/SC7



- A0150
- Intake and (2) ambient filters
- For SC10plus/SC12plus and Legacy SC10/SC12



Intake Filter

C0098



- Included in A0050 and A0150 maintenance kits
- Located on the left side of the compressor

Ambient Panel Air Filter

C0046.1



- Included in A0050 and A0150 maintenance kits
- Located on the front panel/door

Compressor Maintenance Reminder Sticker

C0242



- Included in A0075 installation kit

Air Dryer 5-year Maintenance Kit

73.0138.00 For SC3plus/SC5plus/SC7plus and all Legacy SC compressors

73.0139.00 For SC10plus and SC12plus



- 5 year replacement
- Air dryer adsorbent media

Compressor Upgrades

SC3plus to SC5plus Upgrade Kit

90.1986.00

- 240V units only
- Includes motor, hoses, and tray

SC5plus to SC7plus Upgrade Kit

90.1987.00

- 240V units only
- Includes motor and hoses

SC10plus to SC12plus Upgrade Kit

90.1988.00

- Includes motor and hoses

Legacy SC3 to SC5 Upgrade Kit

A0065.0305

- Machines with SN greater than D3965
- Call customer service to verify part number

Legacy SC5 to SC7 Upgrade Kit

A0065.0507

- Machines with SN greater than D3965
- Call customer service to verify part number

Legacy SC10 to SC12 Upgrade Kit

A0065.1012

- Machines with SN greater than D3965
- Call customer service to verify part number

Legacy Compressor Replacement Parts


Moisture Indicator

C0099



Brass Check Valve 1/4" NPT

90.1823.00 (2)



Glass Fuse 2A 250V

E0140



- 5 mm x 20 mm

Ceramic Fuse 6.3A 250V

E0228



- 5 mm x 20 mm

Legacy SC3 Capacitor Assembly

A0092.03



- For Gast motors only
- For Compressors with SN greater than D2964

Legacy SC5 Capacitor Assembly

A0092.05



- For Gast motors only
- For Compressors with SN greater than D2964

Legacy SC7 Capacitor Assembly

A0092.07



- For Gast motors only
- For Compressors with SN greater than D2964

Legacy SC10 Capacitor Assembly

A0092.10



- For Gast motors only
- For Compressors with SN greater than D2964

Legacy SC12 Capacitor Assembly

A0092.12



- For Gast motors only
- For Compressors with SN greater than D2964

Legacy Dean Compressor Replacement Parts

SC3 Replacement Capacitor Assembly

A0099.03



- For Thomas motors only
- For Compressors with SN less than D2965

SC5 Replacement Capacitor Assembly

A0099.05



- For Thomas motors only
- For Compressors with SN less than D2965

SC7 Replacement Capacitor Assembly

A0099.07



- For Thomas motors only
- For Compressors with SN less than D2965

SC10 Replacement Capacitor Assembly

A0099.10



- For Thomas motors only
- For Compressors with SN less than D2965

SC12 Replacement Capacitor Assembly

A0099.12



- For Thomas motors only
- For Compressors with SN less than D2965

Vacuum Installation Items for DV Plus Models

DV Plus Vacuum Installation Kit

Included with all new vacuums

74.0030.00

Includes:

- Install and quick reference guides
- (4) Leveling foot (p/n 042.029.00)
- (4) Leveling foot nut (p/n 006.104.00)
- (10ft) Washdown ¼" OD blue tubing (p/n P0143)
- (5ft) Suction hose 2" ID (p/n P0210)
- (5ft) Drain hose 1.5" ID (p/n P0170)
- (1) Washdown pipe adapter ½" MPT x ¼" FPT brass (p/n 021.162.00)
- (1) 2" shielded no hub rubber coupler (p/n 021.159.00)

DV Plus Vacuum Leveling Foot and Nut

042.029.00 (1) Leveling Foot

006.104.00 (1) Leveling Foot Nut

- 4 feet and 4 nuts included in 74.0030.00 kit

Washdown ¼" OD Blue Tubing

P0143

- 10' length
- Included in 74.0030.00 kit

Vacuum Drain Hose 1.5" ID

P0170



- 5' long
- No kink hose
- Included in 74.0030.00 kit

Washdown Pipe Adapter ½" MPT x ¼" FPT

021.162.00 (1)

- Brass
- Included in 74.0030.00 kit

Tandem VAC System Installation Kit

A0058



- Includes:
- (2) clear PVC check valves
- (1) PVC fittings for dual vac intake

Suction Hose 2" ID

P0210



- 5' length
- Included in 74.0030.00 kit

Shielded No Hub Rubber Coupler

021.159.00 (1)

- Included in 74.0030.00 kit

Vacuum Installation Items for Legacy DV Models

Vacuum Installation Kit

A0077



- Includes DV Install Guide
- Included with all new vacuums

Vacuum Drain Hose 1.5" ID

P0170



- 5' long
- No kink hose
- Included in A0077 kit

Suction Hose 2" ID

P0210



- 5' long
- Included in A0077 kit

Vacuum Adjustable Feet

74.0001.00M



- (4) adjustable feet included
- 4 feet included in A0077 kit

Vacuum on Top of Compressor Mounting Kit

A0047



- Vacuum on top of compressor
- Only compatible with legacy SC3, SC5, and SC7

High Temperature SS Exhaust Elbow with Drip Leg

A0061 Exhaust Elbow

C0172 DV Exhaust Elbow o-ring

P0178 Drip leg hose

P0180 Drip leg hose clamp



- Included with all new vacuums
- For dry vacuum exhaust

High-Temperature Flexible Hose, 10' long

P0167 10' exhaust hose

P0176 Exhaust install fitting, 2 x 1-1/2 PVC

P0177 Exhaust install fitting,
1.5 barb x 1.5 spigot PVC

P0145 Exhaust hose clamp



- Included with all new vacuums
- For dry vacuum exhaust

Tandem VAC System Installation Kit

A0058



- Includes:
(2) clear PVC check valves
(1) PVC fittings for dual vac intake

Vacuum Maintenance Items for DV Plus and Legacy DV Models

Annual Maintenance Kit

A0049



- Tandem setups order qty 2
- Includes:
(1) check valve
(1) vacuum filter

Dry Vacuum Filter


C0074



- Located inside top of tank
- Included in A0049 maintenance kit

Vacuum Maintenance Reminder Sticker

C0243



- Included in A0077 installation kit

Clear PVC Check Valve

P0101



- NSF - Certified
- High Flow
- Included in A0049 maintenance kit

A-dec Evacuation System Cleaner

91.0060.00 33 fl oz (976 mL)
Liquid concentrate, 12 bottles

91.0061.00 128 fl oz (3.78 L)
Liquid concentrate, 4 bottles with pumps



128 fl oz (3.78 L)



33 fl oz (976 mL)

Vacuum Upgrades

DV5plus to DV7plus Field Upgrade

90.1983.00

- Includes board, cabling, and programming
- Call customer service to verify part number

Legacy DV5 to DV7 Field Upgrade

A0088.0507

- Call customer service to verify part number

DV10plus to DV12plus Field Upgrade

90.1985.00

- Includes board, cabling, and programming
- Call customer service to verify part number

Legacy DV10 to DV12 Field Upgrade

A0088.1012

- Call customer service to verify part number

Vacuum Replacement Parts for Legacy DV Models

Horizontal-Mount Float Switch

C0070



Glass Fuse 500MA 250V

E0141



• 5 mm x 20 mm

Glass Fuse 2A 250V

E0140



• 5 mm x 20 mm

Ceramic Fuse 20A 250V

E0139



• 5 mm x 20 mm

Mechanical Room Controls and Accessories

1-Button 24V AC-DC Push-button Control Kit

90.1951.00M



- Single replacement switch for:
 - A0082.11
 - A0082.12
 - A0082.22
 - A0082.23
 - A0082.24

Single-Gang 1-Button Push-button Control, 24V AC-DC

A0082.11



Single-Gang 2-Button Push-button Control, 24V AC-DC

A0082.12




Double-Gang 2-Button Push-button Control, 24V AC-DC

A0082.22



Double-Gang 3-Button Push-button Control, 24V AC-DC

A0082.23



Double-Gang 4-Button Push-button Control, 24V AC-DC

A0082.24



Water Control Valves

24V Water Safety Valve with Filter, 1" or Smaller Piping

A0048.A1



- Used with 24V push button controls only

24V Water Safety Valve with Filter, 1.5" Piping

A0048.A15



- Used with 24V push button controls only

24V Water Safety Valve with Filter, 2" Piping

A0048.A2

- Used with 24V push button controls only

Water Filter Maintenance Items

1" Replacement Water Filter Element

C0129



- Used with A0048.A1 and A0048.D1

1.5" Replacement Filter Element Kit

C0219

- Used with A0048.A15 and A0048.D15

2" Replacement Filter Element Kit

C0220

- Used with A0048.A2 and A0048.D2

Water Filter Maintenance Reminder Sticker

C0244



- Included with all new Water Safety Valves with Filter

Numerical Index

001.002.01	92, 132, 149	006.104.00	177, 182	018.010.03	63	022.094.01	130	024.153.20	80
001.021.00	105	006.133.01	135	018.026.02	26, 63, 163	022.095.01	130	024.166.01	80
001.034.00	102	007.002.00	126	018.026.03	26, 63	022.098.01	130	024.166.03	80
001.093.03	174	008.023.00	68	018.026.04	26, 63	022.100.01	130	024.179.01	80
001.103.00	104	008.025.00	18, 68	018.026.05	26, 63, 163	022.101.01	130	024.179.03	80
001.157.00	147	009.005.00	68	018.048.01	163	022.119.00	130	024.191.05	80
001.184.00	147	009.007.00	67	018.071.00	165, 173	023.001.03	43, 52, 126	024.191.07	80
001.191.00	113	009.008.00	67	018.086.00	137, 163	023.004.03	52, 98	024.192.01	80
001.224.00	102	009.013.00	67	018.086.02	163	023.004.04	52	024.192.03	80
002.032.00	154	009.014.00	67	018.093.02	163	023.014.02	52	024.193.01	80
002.094.02	18	009.015.00	67	018.094.00	42, 165	023.019.02	51	024.193.03	80
002.112.00	40	009.018.00	18, 68	018.096.02	163	023.019.03	51	024.200.00	40
002.118.02	149	009.035.00	67	018.103.00	171	023.025.00	51	024.202.01	80
002.120.00	153	009.036.00	67	018.115.00	171	023.029.00	54	024.202.02	80
002.135.00	40, 143	009.037.00	68	021.010.00	55	023.030.02	53	024.214.01	80, 98
003.005.00	164	010.002.00	39	021.012.00	55	023.031.01	53	024.214.02	80
003.022.00	97	010.045.02	137	021.014.00	55	023.036.00	52, 107	024.218.02	80
003.022.01	164	010.073.00	93	021.016.04	53	023.045.04	51	024.218.03	80
003.031.00	162	010.073.01	93	021.020.00	55, 64	023.057.01	53	024.221.01	80
003.032.01	164	011.038.01	87, 93	021.027.01	52	023.065.01	52	024.221.02	80
003.042.00	159	011.052.00	102	021.029.00	55	023.070.00	52, 107	024.229.01	80
003.071.00	40	013.003.01	93	021.030.00	55	023.079.00	51	024.229.02	80
003.078.00	97	013.004.00	137	021.034.01	53	023.088.00	74	024.232.01	80
003.088.00	97	013.011.00	109	021.042.00	55, 65	023.094.01	53	024.248.01	80, 98
003.109.00	159	013.015.00	105	021.056.00	55	023.804.00	52	024.248.03	80, 98
003.114.00	174	013.025.00	106	021.159.00	182	023.805.01	52, 98	024.255.01	80
004.005.01	53, 107	013.027.00	105	021.162.00	182	023.814.01	51	024.255.02	80
004.005.02	43, 52, 53, 98, 107, 126	013.064.01	90, 92, 94	022.009.01	53, 56	023.816.00	131	024.256.01	80
004.035.00	102	013.072.00	104	022.014.01	64	023.829.01	131	024.256.02	80
004.060.00	109	013.100.00	146	022.014.03	56	024.015.04	71	024.257.02	80
004.073.01	154	013.123.00	110	022.015.01	56	024.015.05	71	024.257.03	80
004.137.00	43	014.006.00	63	022.016.00	56	024.090.04	72	024.258.03	80
004.173.00	109	014.007.00	63, 165	022.019.00	56	024.090.05	72	024.259.00	132
004.237.00	109	016.044.00	59	022.021.00	56	024.136.00	132	024.260.01	90
004.261.00	40	016.053.00	146	022.025.00	56, 64	024.142.01	80	024.260.02	90
005.012.03	154	016.054.00	146	022.028.00	56	024.142.03	80	024.273.00	80
005.012.05	40	016.108.00	59	022.029.02	56	024.144.01	80	024.273.01	61, 80
005.110.00	39, 127	017.007.01	97, 154, 161	022.041.00	56	024.144.03	80	025.002.01	68, 165
005.123.01	147	017.017.00	165	022.043.00	56	024.147.01	75	025.003.01	68, 165
005.136.00	40	017.029.01	168	022.044.00	56	024.148.01	75	025.007.01	53
005.155.00	147	018.002.04	49, 63, 163	022.045.00	56	024.148.02	75	025.007.02	53
006.009.00	66, 81, 82, 83, 85, 87	018.002.05	49, 63	022.090.00	130	024.148.04	75	025.014.00	164
006.069.00	81, 82, 83, 85, 87	018.002.06	49, 63, 155	022.091.01	130	024.152.01	80	025.015.01	53
		018.002.08	49, 63, 163	022.092.01	130	024.152.03	80	025.015.02	53
		018.010.02	63	022.093.01	130	024.153.18	80	025.019.01	165

Numerical Index

025.036.01.....	68	027.065.00.....	156	035.041.02.....	47, 149	036.054.04.....	72	042.150.00.....	159
025.052.00.....	87	027.070.00.....	22	035.049.01.....	46, 123	036.066.03.....	72	042.151.00.....	160, 170
025.060.01.....	163	027.074.00.....	156	035.050.01.....	46	036.066.04.....	72	042.156.00.....	163
025.106.00.....	26	028.008.00.....	129, 145	035.053.01.....	47, 127, 130	036.103.03.....	72	042.159.00.....	163
025.109.01.....	53	030.001.02.....	47, 132	035.060.00.....	130	036.103.04.....	72	042.164.00.....	163
026.001.00.....	57	030.002.02....	47, 93, 123, 124	035.062.01.....	89	036.114.01.....	72	042.170.00.....	164
026.007.00.....	57	030.003.02.....	47, 104	036.003.03.....	71	036.114.03.....	72	042.202.00.....	159, 170
026.015.00.....	57	030.004.02.....	47, 93, 106,	036.003.04.....	71	036.116.01.....	72	042.256.00.....	166
026.020.00.....	57	107, 108, 149	036.004.03.....	71	036.116.03.....	72	042.273.00.....	175
026.022.00.....	57	030.006.02.....	39	036.004.04.....	71	041.264.00.....	162	042.549.00.....	169
026.035.00.....	57	030.008.02.....	47	036.005.03.....	71	041.265.00.....	162	042.550.00.....	169
026.036.00.....	57, 87	030.009.01.....	47	036.005.04.....	71	041.300.00.....	162	042.551.00.....	166
026.040.00.....	57	030.011.02.....	47, 135, 136	036.006.03.....	71	041.317.00.....	35, 75	042.553.00.....	163
026.043.00.....	57	030.012.02.....	47, 98, 139	036.006.04.....	71	041.372.00.....	152	042.555.00.....	164
026.062.00.....	66, 85	030.013.02.....	47, 123, 124	036.009.04.....	71	041.458.00.....	115	042.567.00.....	169
026.065.00.....	57	030.014.01.....	47, 124, 129	036.009.05.....	71	041.501.00.....	25	042.576.00.....	169
026.073.02.....	86	030.015.02.....	47, 149	036.010.03.....	71	041.513.00.....	146	042.583.00.....	168
026.074.01.....	86, 167	030.016.02..	47, 124, 131, 134	036.010.04.....	71	041.554.00.....	116	042.584.00.....	166
026.096.00.....	167	030.017.00.....	124	036.011.03.....	71	041.555.00.....	116	042.585.00.....	166
026.118.00.....	65, 68	030.019.03.....	47	036.013.03.....	71	041.582.00.....	62	042.586.00.....	166
026.123.00.....	82	030.023.02.....	47, 64	036.013.04.....	71	041.637.00.....	116	042.587.00.....	166
026.125.00.....	57, 58	030.026.00.....	12, 13	036.014.02.....	71	041.637.02.....	116	042.589.00.....	169
026.130.00.....	58	030.026.01.....	47, 129	036.018.03.....	71	041.637.04.....	116	042.593.00.....	163
026.131.00.....	58	030.027.00.....	11	036.018.04.....	71	041.637.05.....	116	042.596.00.....	163
026.132.00.....	58	030.027.01.....	47, 129	036.019.03.....	71	041.637.06.....	116	042.615.02.....	156
026.132.80.....	59	030.034.02.....	47, 129	036.019.04.....	71	041.642.00.....	150	042.616.00.....	170
026.134.00.....	58	030.035.02.....	47, 127, 128	036.031.02.....	72	041.643.00.....	150	042.617.00.....	170
026.157.00.....	58	030.224.01.....	134	036.031.04.....	72	041.644.00.....	150	042.644.00.....	168
026.158.00.....	66, 85	030.228.02.....	47	036.032.02.....	72	041.659.01.....	115	042.648.00.....	173
026.160.01.....	103	031.130.01.....	39, 47	036.032.04.....	72	041.660.00.....	131, 134	042.660.00.....	168
026.161.00.....	74	034.001.01.....	46, 104	036.033.02.....	72	041.684.00.....	115	042.684.00.....	170
026.164.00.....	64	034.002.01.....	46	036.033.04.....	72	041.689.00.....	172	042.687.00.....	170
026.174.01.....	73	034.007.01.....	18, 46, 89	036.034.02.....	72	041.693.00.....	172	042.688.00.....	169
026.175.01.....	73	034.012.01....	46, 77, 78, 123	036.034.04.....	72	041.709.00.....	18, 142, 143	042.689.00.....	170
026.181.00.....	59	034.013.01..	18, 46, 76, 78, 123	036.043.01.....	71	041.806.00.....	119	042.691.00.....	169
026.182.00.....	59	034.014.01....	46, 76, 78, 123	036.043.02.....	71	042.029.00....	165, 177, 182	042.740.00.....	175
026.185.00.....	64	034.018.02.....	46, 79, 123	036.044.03.....	71	042.045.00.....	166	042.754.00.....	175
026.186.00.....	64	034.019.01.....	46, 79, 123	036.044.04.....	71	042.056.03.....	164	042.754.01.....	175
026.190.00.....	59	034.107.01..	18, 46, 77, 78, 123	036.051.03.....	72	042.062.00.....	166	042.754.02.....	175
027.017.02.....	106	034.213.00.....	18, 40	036.051.04.....	72	042.106.00.....	159	042.777.00.....	166
027.018.02.....	106	035.003.01.....	47	036.052.03.....	72	042.106.01.....	159	043.001.00.....	23
027.024.01.....	156	035.030.01.....	46, 89	036.052.04.....	72	042.117.00.....	160, 169	043.006.00.....	23
027.035.01.....	156	035.033.01.....	46, 104	036.053.03.....	72	042.122.00.....	166, 173	044.158.00.....	122
027.057.01.....	108	035.034.01.....	35, 47, 104	036.053.04.....	72	042.144.00.....	169	044.159.00.....	122
027.063.01.....	156	035.040.01.....	25	036.054.03.....	72	042.148.00.....	163	044.165.00.....	121

Numerical Index

044.170.00	122	11.1100.00	139	11.1372.00	79	12.1207.00	113	14.0488.00	42
044.183.00	151	11.1105.00	126	11.1373.00	79	12.1210.00	113	14.0491.01	42
044.184.00	25, 151	11.1108.00	126	11.1374.00	79	12.1213.00	113	14.0492.00	44
044.184.01	138, 151	11.1125.00	126	11.1393.00	79	12.1227.01	77	14.0498.00	44
046.069.00	121	11.1127.01	78	11.1419.00	28	12.1228.01	77	14.0499.00	44
048.107.00	18, 59, 145	11.1129.00	123	12.0180.00	124	12.1229.01	77, 123, 126	15.0478.00	120
049.001.01	125	11.1147.00	125	12.0182.00	124	12.1229.03	77, 123, 126	15.0576.00	120
049.002.01	125	11.1191.01	11, 12, 13, 129	12.0183.01	124	12.1231.01	77	16.0081.00	156
049.004.01	125	11.1192.00	11, 129	12.0712.01	131	12.1232.01	77	16.0562.00	24
049.005.01	125	11.1194.00	129	12.0910.06	78	12.1235.01	77	16.0564.00	24
049.070.00	42	11.1235.01	77, 78, 123	12.0910.08	78	12.1236.01	77	16.0566.00	24
052.023.00	113	11.1272.00	76, 126	12.0910.12	78	12.1237.01	76	16.0568.01	24
060.001.00	69	11.1280.01	128	12.0910.13	78	12.1238.01	79	17.0594.02	129
060.002.00	69	11.1280.02	127, 128	12.0913.00	84, 135, 136	12.1239.01	76	17.1047.00	22
10.0014.01	125	11.1283.03	77, 126	12.0915.00	135, 136	12.1246.00	78	17.1051.00	22
10.0109.00	132	11.1284.01	12, 18, 127, 128	12.0920.00	83	12.1257.00	79, 123	19.0100.00	66
10.0440.00	132	11.1286.01	76	12.0931.00	138	12.1258.00	77, 78, 123	19.0220.01	66
10.0601.00	132	11.1287.01	79	12.0934.00	84, 135, 136	12.1268.01	78	22.0050.00	98
10.0645.00	132	11.1288.01	76	12.0941.00	113	12.1270.00	78	22.0060.00	98
10.0700.00	132	11.1292.01	76	12.0953.00	135, 136	12.1270.01	78	22.0110.00	97
10.0752.00	132	11.1293.01	79	12.0977.01	137	13.0350.00	83	22.0120.00	99
11.0210.00	123	11.1294.01	76	12.0982.01	137	13.0361.00	83	22.0440.01	45
11.0232.00	35	11.1296.01	76	12.0983.00	137	13.0375.00	57, 58, 59	22.0440.02	45, 139
11.0270.00	24	11.1300.01	76, 126	12.0985.00	137	13.0381.00	58	22.0462.02	87
11.0270.01	24	11.1300.03	76, 126	12.0986.00	137	13.0384.00	58, 59	22.0462.03	87
11.0271.00	24	11.1301.03	76, 79, 123, 126	12.0987.00	137	14.0010.00	131	22.0580.00	98
11.0272.00	24	11.1302.03	77, 126	12.0988.00	137	14.0012.00	131	23.0018.00	91
11.0440.00	125	11.1303.01	77, 126	12.0989.00	137	14.0299.00	43	23.0019.00	91
11.0490.02	125	11.1303.03	77, 126	12.0991.00	137	14.0308.02	44	23.0173.00	87, 93
11.0992.00	124	11.1305.01	76	12.1013.00	137	14.0326.00	107	23.0464.00	89
11.0998.01	76, 78, 123, 124	11.1306.01	77	12.1024.00	135, 136	14.0332.01	43	23.0465.00	89
11.1007.00	129	11.1307.01	77	12.1028.00	135	14.0406.00	43	23.0760.00	93
11.1009.00	125	11.1315.00	79	12.1031.00	135	14.0408.00	44	23.0802.00	93
11.1016.00	129	11.1335.00	76, 78, 123	12.1034.00	135	14.0416.00	43, 137	23.0872.01	89
11.1017.00	129	11.1336.00	123	12.1054.02	135	14.0424.00	43	23.0872.02	89
11.1018.00	129	11.1355.00	76	12.1070.01	82	14.0441.00	12, 13	23.1011.00	92
11.1019.00	129	11.1356.00	76	12.1088.00	78, 123, 126	14.0451.00	43	23.1015.00	93
11.1025.02	78	11.1357.00	76	12.1093.00	77, 78, 123	14.0453.00	39	23.1064.01	93
11.1025.04	78	11.1358.00	76	12.1109.01	79, 123	14.0455.04	40	23.1067.00	93
11.1025.12	78	11.1363.00	78	12.1116.00	79, 123	14.0457.00	39	23.1068.01	93
11.1027.00	76, 78, 123, 124, 126	11.1363.01	78	12.1121.00	76, 79, 126	14.0464.02	40	23.1090.00	18, 89, 90, 92, 94
11.1027.01	76, 78, 123, 124, 126	11.1364.00	78	12.1123.00	129	14.0467.00	39	23.1096.00	92
11.1074.00	76, 78, 123	11.1364.01	78	12.1156.00	113	14.0471.00	40	23.1103.00	89
11.1085.00	139	11.1370.00	79	12.1166.00	120	14.0484.00	40	23.1110.00	93
		11.1371.00	79	12.1183.00	120	14.0486.00	12, 42	23.1111.01	89

Numerical Index

23.1112.00 .. 18, 89, 90, 92, 94	24.0388.02 44	28.1838.00 145	38.0054.01 45	38.0766.02 108
23.1193.01 90, 92, 94	24.0410.00 113	28.1862.00 141	38.0054.02 35, 45, 98, 106	38.0825.00 99
23.1194.00 91	24.0463.01 61	28.1924.00 32, 141	38.0059.03 97	38.1764.00 99
23.1198.00 94	24.0469.00 65	28.1976.00 145	38.0075.04 18, 97	38.1775.00 108
23.1232.01 18, 90, 92, 94	24.0470.00 65	28.1991.00 18, 143	38.0076.00 97	38.1780.00 12, 13, 18, 103
23.1234.00 18, 91	24.0471.00 65	28.2031.00 18, 142	38.0120.01 45	38.1783.00 18, 103
23.1250.00 90, 93	24.0474.00 61, 62	29.0100.00 107	38.0178.00 106	38.1785.01 103
23.1277.00 90, 94	24.0475.00 61, 62	29.0185.00 86	38.0179.02 45, 106	38.1787.01 18, 45, 103
23.1278.00 90, 94	27.0005.03 86	29.0830.00 87	38.0181.00 106	38.1799.01 103
23.1290.01 94	28.0503.01 18, 143	29.0831.00 106	38.0186.02 45	38.1800.00 103
23.1291.01 94	28.0545.01 143	30.0861.00 156	38.0193.01 106	38.1800.01 103
23.1294.01 94	28.0679.01 143	33.0009.04 81	38.0223.02 106	38.1802.01 97
23.1299.01 94	28.0720.00 144	33.0025.00 86, 114	38.0237.00 18, 97	38.1808.01 18, 103
23.1301.01 94	28.0758.00 144	33.0025.01 86, 114, 138	38.0316.00 107	38.1821.00 95
23.1306.01 94	28.0813.01 143	33.0031.02 87	38.0375.00 105	38.1823.00 18, 103
23.1307.00 94	28.0813.02 143	33.0034.02 81	38.0467.00 106	38.1824.00 103
23.1314.00 94	28.0814.00 145	33.0036.02 87	38.0501.01 104	38.1825.00 103
23.1314.01 94	28.1004.00 143	33.0036.03 87	38.0504.07 105	38.1829.00 95
23.1337.00 89	28.1004.01 143	33.0037.02 87	38.0504.08 105	38.1829.01 95
23.1349.00 67, 91, 93	28.1012.01 143	33.0048.05 82	38.0505.00 105	38.1832.01 97
23.1354.00 18, 67, 91	28.1030.01 145	33.0080.03 82	38.0507.01 45	38.1833.01 18, 103
23.1361.00 90, 93	28.1166.00 146	33.0084.01 83	38.0510.00 35, 104	38.1834.00 95
23.1373.00 90	28.1172.00 146	33.0085.02 83	38.0516.00 103, 104	38.1838.00 95
23.1374.00 90	28.1188.00 143, 146	33.0096.02 82	38.0517.00 35, 104, 139	38.1852.00 102
23.1375.00 90	28.1262.01 145	33.0100.02 107	38.0518.00 104	38.1862.00 95
23.1376.00 90	28.1264.00 153	33.0103.00 106	38.0519.01 18, 45	38.1863.00 102
23.1402.00 90	28.1276.00 153	33.0104.05 85	38.0520.00 12, 18, 104	38.1871.00 96
23.1403.00 90, 93	28.1289.00 146	33.0131.02 82	38.0524.00 105	38.1871.02 96
23.1404.00 90	28.1434.00 117	33.0132.00 86, 114	38.0525.00 104	38.1871.03 96
23.1429.00 89, 90	28.1435.00 117	33.0134.00 86, 114, 135, 136, 138	38.0526.00 103, 104	38.1876.00 103
23.1430.00 89, 90	28.1436.00 117	33.0138.00 86, 97, 114, 135, 136, 138	38.0537.01 18, 105	38.1879.00 103
24.0118.00 66	28.1464.04 143	33.0160.00 135, 136	38.0540.00 104	38.1889.00 95
24.0128.01 65	28.1467.00 143	33.0168.01 81	38.0546.00 105	38.1890.00 95
24.0129.01 65	28.1479.00 117	33.0173.00 82	38.0550.01 45, 105	38.1933.00 103
24.0136.01 45	28.1480.00 117	33.0182.01 82	38.0555.00 104	38.1934.01 12, 13, 18, 103
24.0137.01 45, 65	28.1481.00 117	34.0031.00 85	38.0631.00 105	38.1936.01 103
24.0138.01 65	28.1577.00 116, 145, 150	34.0032.00 85	38.0648.00 105	38.1944.00 95
24.0168.01 65	28.1584.00 145	34.0033.00 85	38.0711.01 45, 108	38.1944.01 95
24.0175.01 65	28.1585.00 145	34.0036.00 85, 167	38.0712.00 108	38.1944.02 95
24.0182.02 65, 66	28.1586.00 145	34.0037.01 85	38.0713.00 108	38.1945.00 96
24.0232.00 65	28.1587.00 145	34.0043.00 35, 84	38.0717.00 13, 108	38.1945.01 96
24.0234.00 12, 13	28.1588.00 144	35.0574.01 45	38.0718.00 108	38.1945.02 96
24.0234.01 65	28.1604.00 145	35.1723.00 26	38.0729.00 108	38.1957.01 103
24.0251.01 66	28.1624.00 142		38.0735.00 139	38.1958.01 18, 103
24.0382.00 66	28.1635.00 142, 146		38.0761.00 97, 98, 99	38.1970.00 103

Numerical Index

38.1970.01	103	41.1490.01	62	54.0438.00	38	56.0339.00	57, 87	56.1295.00	166
38.1971.00	103	41.1491.01	62	54.0442.00	38	56.0340.00	167	57.0061.00	174
38.1972.00	103	41.1493.00	120	54.0601.01	38	56.0391.01	171	57.0062.00	174
38.1973.01	103	41.1506.01	61	54.0601.02	38	56.0392.01	171	57.0128.00	28
38.1982.00	95	41.1507.00	62	54.0602.00	38	56.0394.01	171	57.0129.00	28
38.1983.00	95	41.1540.00	61	54.0604.01	38	56.0395.01	171	57.0132.01	174
38.2018.00	103	42.0085.00	138	54.0689.01	38	56.0593.00	164	57.0133.01	174
39.0790.02	23	42.0090.00	138	54.0707.01	38	56.0603.00	171	57.0134.01	174
39.0790.03	23	42.0572.00	131	54.0790.00	38	56.0619.00	164	57.0135.01	174
39.0822.00	104	42.0701.00	57, 87	54.0796.01	38	56.0627.00	24, 175	57.0137.01	174
39.1024.00	23	43.0010.00	18, 134	54.0797.01	38	56.0628.00	173	57.0138.01	174
39.1045.00	120	43.0054.00	115, 144	54.0798.01	38	56.0629.00	173	57.0141.01	174
39.1050.00	105	43.0093.00	118	54.0803.00	38	56.0630.00	173	57.0321.00	174
39.1051.00	105	43.0095.00	118	54.0804.00	38	56.0631.00	173	57.0455.00	174
39.1091.00	120	43.0259.00	117	54.0805.00	38	56.0632.00	173	57.0586.00	163
39.1115.00	22	43.0260.00	117	54.0807.01	38	56.0643.00	173	57.0647.00	166
39.1380.00	22	43.0261.00	117	54.0808.01	38	56.0644.00	173	57.0648.00	166
39.1385.00	120	43.0328.01	118	54.0809.00	38	56.0647.00	172	57.0842.00	175
39.1390.00	22	43.0329.00	118	54.0838.00	38	56.0648.00	172	57.0844.00	175
40.0145.00	123	43.0484.00	122	54.0985.00	38	56.0649.00	172	57.0845.00	175
40.0250.00	122	43.0485.00	122	54.0986.01	38	56.0650.00	172	57.0846.00	175
40.1038.00	122	43.0531.00	23	54.1002.01	38	56.0688.00	172	57.0848.00	175
41.0016.02	62	43.0544.00	131	54.1003.01	38	56.0689.00	172	57.0849.00	175
41.0034.00	62	43.0601.00	118	54.1004.01	38	56.0867.00	173	57.0851.00	175
41.0074.00	63	43.0602.00	118	54.1005.00	38	56.0887.00	173	61.0025.00	153
41.0407.00	62	43.0603.00	118	54.1017.00	38	56.0890.00	172	61.0197.00	18, 149
41.0408.00	62	43.0604.00	118	55.0015.01	161	56.0914.00	172	61.0460.00	149
41.0411.00	63	43.0604.01	118	55.1248.00	162	56.0918.00	172	61.1227.00	147
41.0413.00	62	43.0605.00	118	55.1934.00	164	56.0966.00	24	61.1232.02	147
41.0413.01	62	43.0613.01	118	55.2078.00	161	56.0970.00	173	61.1267.00	148
41.0414.00	62	44.0118.00	25	55.2078.01	161	56.1075.00	172	61.1287.00	148
41.1144.00	63	44.0216.00	25	55.2404.00	162	56.1088.00	172	61.1336.00	116, 149
41.1164.00	63	45.0403.00	112	55.2698.00	162	56.1089.00	172	61.1337.00	116, 149
41.1299.00	63	45.0438.00	68	55.3127.00	164	56.1120.00	168	61.1502.00	153
41.1317.00	62	45.1268.00	117	55.4506.00	159, 164	56.1124.00	168	61.1503.00	153
41.1385.00	63	47.1259.00	63	55.5566.00	159	56.1138.00	164, 173	61.1534.00	113
41.1454.00	61	50.0056.00	36	56.0175.01	171	56.1139.00	164	61.1537.01	153
41.1454.01	61	50.0057.00	36	56.0200.00	168	56.1141.00	172	61.1548.00	147
41.1455.00	62	50.0271.00	37, 68	56.0205.00	171	56.1173.00	165	61.1569.00	147
41.1456.00	62	53.1119.00	38	56.0254.00	168	56.1173.01	165	61.1679.00	29
41.1456.01	62	53.1126.00	38	56.0254.01	168	56.1198.00	165	61.2050.00	148
41.1458.00	62	53.1133.00	38	56.0259.00	167	56.1198.01	165	61.2050.01	148
41.1464.02	61	53.1135.00	38	56.0283.00	168	56.1208.00	163	61.2056.00	153
41.1477.00	64	54.0047.00	131	56.0291.00	167	56.1257.00	174	61.2065.00	151
41.1477.01	64	54.0145.00	131	56.0298.00	167	56.1281.00	172	61.2099.00	153

Numerical Index

61.2227.00	153	73.0139.00	17, 178	77.0291.02	110	77.1688.00	21	90.0351.03	69
61.2228.00	153	74.0001.00M	183	77.0297.01	119	77.1704.00	23	90.0367.01	143
61.2250.00	113	74.0030.00	182	77.0350.01	21	77.1776.00	21	90.0367.02	143
61.2265.00	147	75.0035.01	134, 135, 136,	77.0351.01	21	77.1777.00	21	90.0370.00	58
61.2576.00	152		137, 138	77.0362.03	127	77.1778.00	21	90.0456.00	84, 135, 136
61.2606.00	147	75.0035.03	134, 138	77.0373.01	48	77.1779.00	21	90.0460.03	43
61.2619.00	29	75.0039.00	135, 136	77.0374.01	48	77.1830.00	110	90.0463.01	143
61.2767.00	147	75.0078.00	129	77.0420.01	40	77.1851.00	131	90.0563.00	93
61.3048.00	154	75.0081.00	63	77.0424.01	48	77.1963.00	21	90.0593.00	99, 100
61.3049.00	154	75.0084.00	143	77.0453.00	128	77.1964.00	21	90.1012.00	117
61.3053.00	152	75.0084.01	143	77.0453.01	127, 128	77.2038.00	21	90.1013.00	23
61.3066.00	153	75.0091.00	135	77.0541.01	23	77.2040.00	21	90.1016.00	153
61.3125.01	155	75.0145.01	135	77.0542.01	23	77.2041.00	21	90.1020.00	108
62.0131.00	99	75.0150.00	49, 142	77.0707.00	118	77.2042.00	21	90.1021.00	51
62.0156.00	29	75.0909.00	122	77.0708.00	118	77.2067.00	22	90.1027.03	64
62.0163.01	154	75.0911.01	45, 105	77.0724.00	49, 128	77.2068.00	22	90.1028.00	125
62.0184.00	29	75.0932.00	129	77.0730.01	134	77.2069.00	22	90.1029.02	116, 150
62.0186.00	154	75.2251.00	142	77.0748.00	128	77.2070.00	22	90.1039.00	143, 146
62.0186.01	154	76.2011.00	137	77.0784.00	49	77.2071.00	22	90.1040.00	144
62.0631.01	31	76.2025.00	58	77.0842.00	49	77.2072.00	22	90.1041.00	144
62.0655.00	61	76.2030.00	58	77.0845.00	49	77.2128.00	21	90.1043.00	144
62.0658.00	61	76.8112.00	35, 117	77.0876.00	142	77.2244.00	118	90.1044.00	143
62.0676.00	29	77.0021.03	48	77.0919.00	110	77.2245.00	118	90.1045.00	146
62.0685.00	29	77.0042.01	134	77.0921.00	155	77.2246.00	118	90.1053.00	145
62.0847.00	29	77.0042.04	134	77.0923.00	134	77.2248.00	118	90.1054.00	146
62.0848.00	29	77.0043.01	134	77.0941.01	128	77.2283.00	118	90.1064.00	27, 44
62.0963.00	29	77.0043.04	134	77.0980.00	118	77.2293.00	118	90.1065.00	27, 42
62.1063.00	29	77.0044.01	134	77.0981.00	118	77.2294.00	118	90.1066.00	64
62.1065.00	29	77.0063.00	110	77.1019.00	62	77.2303.00	118	90.1070.00	149
62.1195.00	31	77.0063.01	110	77.1023.00	21	77.2304.00	118	90.1071.00	149
62.1311.77	31	77.0069.01	48	77.1023.01	21	77.2305.00	118	90.1072.00	116, 150
62.1311.96	31	77.0095.01	134, 144	77.1024.00	21	77.2307.00	118	90.1073.00	117, 150
65.0030.00	157	77.0098.01	134	77.1024.01	21	82.0305.04	85	90.1074.00	117, 150
65.0031.00	157	77.0104.01	110	77.1033.00	134	83.0217.00	105	90.1075.00	117, 150
65.0208.00	157	77.0104.03	110	77.1034.00	134	83.0486.00	26	90.1076.00	116, 150
65.0209.00	157	77.0121.03	127	77.1047.00	128	85.2826.00	93	90.1078.00	119
65.0227.00	157	77.0123.00	109	77.1104.01	127	90.0003.00	167	90.1078.01	119
65.0286.03	32, 156	77.0124.00	109	77.1239.00	118	90.0010.00	99, 101	90.1079.00	116, 134, 150
65.0286.05	32, 156	77.0125.02	109	77.1240.00	118	90.0030.00	64	90.1080.00	116
65.0289.01	157	77.0147.00	48	77.1301.00	155	90.0304.00	106	90.1082.00	116
65.1625.03	32, 156	77.0147.01	48	77.1493.00	103	90.0312.00	99, 101	90.1083.01	148
65.1625.04	32, 156	77.0254.01	128	77.1516.00	21	90.0321.00	106	90.1085.01	148
65.1924.00	156	77.0254.03	127, 128	77.1517.00	21	90.0351.00	69	90.1088.01	61
73.0053.00	177	77.0263.01	42	77.1637.00	21	90.0351.01	69	90.1091.01	31
73.0138.00	17, 178	77.0291.01	110	77.1687.00	21	90.0351.02	69	90.1095.01	151

Numerical Index

90.1097.00	59	90.1322.00	141	90.1615.00	150	90.1870.00	12	90.1987.00	179
90.1098.00	59	90.1322.01	141	90.1631.00	150	90.1871.00	12	90.1988.00	179
90.1101.00	40	90.1322.02	141	90.1637.00	153	90.1872.00	12	90.2013.00	18, 72
90.1105.00	31	90.1322.03	141	90.1639.00	151	90.1875.00	12	90.2014.00	18, 72
90.1110.00	113	90.1322.04	141	90.1641.00	11, 12, 13, 15	90.1876.00	12	90.2015.00	71
90.1110.01	12, 13, 113	90.1341.00	141	90.1642.00	11, 12, 13, 15	90.1877.00	12	90.2016.00	71
90.1123.00	59	90.1342.01	141	90.1643.00	11, 12, 13, 15	90.1880.01	115	90.2027.00	21
90.1125.00	68	90.1343.00	18, 141	90.1644.00	11, 12, 13, 16	90.1881.00	115	90.2028.00	21
90.1127.01	119	90.1345.00	141	90.1645.00	133	90.1882.00	115	90.2050.00	175
90.1128.01	119	90.1346.00	141	90.1646.00	133	90.1882.01	115	90.2051.00	175
90.1129.00	118, 150	90.1348.00	141	90.1649.00	150	90.1883.00	115	90.2052.00	24
90.1133.01	119	90.1349.00	141	90.1650.00	150	90.1895.00	119	90.2053.00	24
90.1134.01	119	90.1357.00	127, 128	90.1676.00	80	90.1896.00	119	90.2054.00	24
90.1135.00	119	90.1358.00	35, 117	90.1684.00	144	90.1898.00	119	90.2055.00	24
90.1135.01	119	90.1359.00	35, 117	90.1686.00	31	90.1899.00	119	90.2056.00	24
90.1138.00	155	90.1360.00	35, 117	90.1690.00	115	90.1900.00	119	90.2057.00	24
90.1148.01	127	90.1382.00	35, 117	90.1691.00	27, 42, 44	90.1902.00	23, 119	90.2058.00	24
90.1155.00	28	90.1390.00	141	90.1730.00	174	90.1908.00	116	90.2074.00	175
90.1166.00	59	90.1408.00	18	90.1735.00	103	90.1909.00	116	90.2076.00	24
90.1168.00	35, 116, 117, 150	90.1439.00	119	90.1736.00	103	90.1911.00	119	90.2081.00	39
90.1176.00	115	90.1440.00	119	90.1746.00	31	90.1920.00	23, 119	90.2082.00	18, 114
90.1177.00	116, 150	90.1441.00	119	90.1758.00	12, 13, 66	90.1921.00	110	90.2098.00	174
90.1179.00	117, 150	90.1442.00	119	90.1767.00	32, 157	90.1925.00	141	90.2105.00	115
90.1180.00	117, 150	90.1443.00	119	90.1768.01	12, 18, 39, 40	90.1927.00	32, 141	90.2150.00	151
90.1183.00	151	90.1451.00	110	90.1779.00	29	90.1928.00	13	90.2153.00	130
90.1184.00	119	90.1495.00	119	90.1785.00	28	90.1929.00	13	90.2155.00	115
90.1185.00	119	90.1510.00	102	90.1786.00	28	90.1930.00	13	91.0060.00	27, 131, 184
90.1189.00	82	90.1513.00	18	90.1787.00	28	90.1941.00	117	91.0061.00	27, 131, 184
90.1196.00	119	90.1527.00	32, 156	90.1788.00	28	90.1942.00	117	97.0280.02	64
90.1197.00	119	90.1528.00	157	90.1789.00	28	90.1943.00	117	97.0290.00	64
90.1198.00	150	90.1546.00	96	90.1791.00	28	90.1951.00M	187	97.0401.01	64
90.1199.00	150	90.1547.00	157	90.1805.00	42	90.1953.00	18, 80	97.0403.00	64
90.1200.00	150	90.1548.00	157	90.1811.00	32, 141	90.1954.00	18, 80	97.0405.00	64
90.1205.00	110	90.1550.01	39	90.1814.00	119	90.1955.00	18, 80	97.0406.00	64
90.1210.00	81	90.1553.00	143	90.1821.00	27, 42, 44	90.1956.00	18, 80	97.0408.01	64
90.1212.00	49	90.1557.00	144	90.1823.00	180	90.1961.00	151	98.0010.00	18, 69, 91
90.1213.00	134	90.1558.00	144	90.1824.00	43	90.1963.00	116	98.0050.01	69
90.1220.00	142	90.1575.00	147	90.1828.00	42	90.1976.00	156	98.0051.00	68
90.1221.00	147	90.1576.00	80	90.1835.00	11	90.1978.00	174	98.0072.00	67
90.1225.00	116, 149	90.1592.00	174	90.1836.00	11	90.1979.00	174	98.0090.01	18, 69, 91
90.1266.00	154	90.1598.00	80	90.1842.00	23, 110	90.1981.00	177	98.0180.00	75
90.1268.00	54	90.1610.00	111	90.1843.00	23, 119	90.1982.00	177	98.0190.00	75
90.1280.00	128	90.1611.00	111	90.1844.00	23, 119	90.1983.00	185	98.0244.02	74
90.1281.00	110	90.1612.00	41	90.1860.00	166	90.1985.00	185	98.0262.02	74
90.1284.01	127	90.1613.00	11, 12, 13, 14	90.1861.00	166	90.1986.00	179	98.0262.14	74

Numerical Index

98.0450.00	75	99.0649.01	109	A0082.22	187	P0178	183
98.0660.00	37	99.0650.01	109, 110	A0082.23	187	P0180	183
98.0867.02	104	99.0650.03	109, 110	A0082.24	187	P0210	182, 183
98.0879.00	74	99.0651.00	109	A0088.0507	185	VC0009.0001	30
98.0879.12	74	99.0652.01	110	A0088.1012	185	VC0009.0002	30
98.0882.00	74	99.0652.03	110	A0090	177	VC0013.0001	30
98.0885.00	74	99.0653.01	109, 110	A0092.03	180	VC0013.0002	30
98.0885.12	74	99.0653.03	109, 110	A0092.05	180	VC0035.0001	30
98.0900.00	18, 67	99.0659.00	109	A0092.07	180	VC0035.0002	30
98.0910.00	75	99.0660.00	109	A0092.10	180	VC0035.0004	30
98.1048.00	75	99.0673.01	110	A0092.12	180	VC0035.0005	30
98.1064.00	73	99.0674.01	110	A0099.03	181	VC0463.0007	30
98.1065.00	73	99.0675.01	110	A0099.05	181	VC0463.0010	30
98.1066.00	73	99.0681.01	110	A0099.07	181	VC0463.0011	30
98.1068.00	73	99.0698.00	109	A0099.10	181	VC0463.0024	30
98.1069.00	73	99.0699.00	109	A0099.12	181	VC0463.0027	30
98.1070.00	73	99.0701.00	109	A0150	17, 178	VC0463.0166	30
98.1086.00	73	99.0705.01	110	C0046.1	178	VC0463.0167	30
98.1091.00	73	99.0706.01	110	C0070	186	VC0463.0189	30
98.1093.00	74	99.0707.01	110	C0074	184	VC0463.0192	30
98.1094.00	74	99.0708.01	110	C0098	178	VC0463.0195	30
98.1095.00	74	99.0711.01	110	C0099	180	VC0463.0198	30
98.1096.00	74	99.0719.00	147	C0121	177	VC0463.0200	30
98.1109.00	73	99.0724.00	114	C0129	17, 189	VC0463.0205	30
98.1111.00	74	99.0738.01	110	C0148	177	VC0463.0211	31
98.1112.00	74	99.0739.01	110	C0172	183	VC0463.0212	31
98.1113.00	74	99.0740.01	110	C0219	189	VC0463.0219	31
98.1119.00	75	99.1135.01	114	C0220	189	VC0463.0220	31
98.1120.00	18, 69	99.1136.00	145	C0242	178	VC0463.0225	31
98.1162.00	73	A0019	177	C0243	184	VC0463.0227	31
98.1163.00	73	A0047	177, 183	C0244	189	VC0463.0230	31
98.1164.00	37, 73	A0048.A1	188	E0139	186	VC0463.0238	30
98.1166.00	73	A0048.A2	188	E0140	180, 186	VC0463.0262	30
98.1167.00	37, 73	A0048.A15	188	E0141	186	VC0463.0281	31
99.0583.00	112	A0049	17, 184	E0228	180	VC0463.0283	31
99.0584.00	112	A0050	17, 178	E0275	177		
99.0590.00	114	A0058	182, 183	P0066	177		
99.0592.00	114	A0061	183	P0071.BLUE	177		
99.0607.00	113	A0065.0305	179	P0101	184		
99.0618.00	113	A0065.0507	179	P0143	182		
99.0619.00	113	A0065.1012	179	P0145	183		
99.0628.00	112	A0075	177	P0167	183		
99.0629.00	112	A0077	183	P0170	182, 183		
99.0643.00	112	A0082.11	187	P0176	183		
99.0648.03	109	A0082.12	187	P0177	183		

Alphabetical Index

G		L		N		Push latches 159
Gauge, horizontal 104		Lamp socket kit 143		Needle 83		Push on knob kits 106
Glass shelf clips 161		LED circuit boards 141		O		Q
Glass shelves 171, 174		LED front housing 141		Oilite™ 113		QD 57
Glide bar 147		LED light components 141		On/off switch kit 143		QD plug 103
Gloves and tissue grommet 171		LED Light Handle Kit 141		Oral cups 125		Quad voltage intraoral light source 35
Gloves dispenser assembly 171		LED light label kit 141		O-ring 46-47, 129-131		Quick-disconnect 167
		LED light upgrade 32, 141		O-ring specification chart 46-47		Quick disconnect Kit 155
H		LED mode button 141		O-ring tool kit 67		Quick-disconnects (QD) 57-58
Handpiece control adjustment keys 104		LED neck pivot assembly 141		P		R
Handpiece conversion kits 107		LED pivot shaft assembly 141		Pac 1 toolkit 68		Radius 120
Handpiece exhaust muffler 37		Leveling bumper wedge 165		Panel mount gauge 68		Radius/cascade 120
Handpiece gaskets 36		Leveling foot kit 173		Performer 108, 113, 123-126		Radius flat-panel mount 26
Handpiece oil collection system 113		Lever Syringe 92		Performer AVS 123-124		Relay 84
Handpiece pressure gauge 37, 68		Lift cylinders 148		Performer HVE 125		Relay module 116
Headrest locking knob 147		Light bulb 142-143		Performer HVE conversion kit 125		Remote touchpad kit 119
Height adjustment knob 156		Light cable kit 145-146		Performer III 120		Replacement bulbs 35
Hemostat 67		Light circuit board 145		Performer monitor post assembly 26		Retaining clips 63
Hex driver 68		Light handle kit 143		Phenolic 136		S
Hex wrench set 68		Light post cover plugs 142		Pinnacle screen kit 129		Saliva ejector 126
Hinge 159, 170, 172		Light post trim ring 144		Pins 105		Saliva ejector tubing 80
Holder 110, 112-113		Light shield 142-143, 146		Pipe 55		Screen 129
Hole plug 155		Light shield and gasket kit 141		Pipe plug 55		Selector 85
Hole plug for unit 42		Light Yoke Plug 144		Pivot armrest 155		Self-contained water cap assembly 43
Housing replacement kit 143		Limit switch 138, 151		Pivot stops 143		Sharps container kit 174
HVE conversion kits 79		Liners 125		Pliers 67		Shelf 173-174
HVE holder 110		Loctite® 69		Plug 26		Shelf clip kit 171
HVE tubing 80		Low voltage water heater service parts 94		Plug, control head touchpad hole 49		Shut-off 85
Hydraulic oil 149		Lubricant 69		Plug, monitor cable hole in light post 49		Shut-off valve 66, 167
Hydraulic solenoid kits 149		Lubriplate 145		Ported 3-way 85		Shuttle 86
				Positioning sensor kit 151		Shuttle valve assembly 167
I		M		Post trim rings 134		Sink basket 166
IC control block 106		Male tubing connector 130		Potentiometer 152		Sleeve clamps 53
ICV Float Switch 131		Male Y connector 130		Power supply 117-118, 121-122		Sleeve tool 67
ICV solenoid 131		Manifold 115		Power supply cables 118		Sliding wedge 147
ICV Tank Assembly 131		Manual shut-off 85		Preference door knob 164		Snap ring pliers 67
ICV water level sensor 131		Master toggle to power supply kit 150		Preference ICC instrument storage rack 24		Soap dispenser kit 166
ICX Renew 27, 42, 44		Master toggle valves 82		Preference ICC task light bulbs 173		Soft-Touch Syringe 92
ICX Restore 42		Mechanical room controls 187		Preference II mounting plates 160		Solenoid 115-116, 134, 149
ICX waterline 2-liter treatment tablet 27, 42		and accessories 187		Preference II task light bulb 162		Solenoid assembly 149
ICX waterline treatment tablet 44		Micro valve 138		Prep and pack kit 175		Solids collector 129
In-line check valve 86		Moisture separators 64		Pre-regulators 66		Spout gasket 134
Instrument storage rack 175		Monitor mount 26		P-trap 134		
Intensity switch 144, 146		Mounting plates 160				
Intermediate light post 142		Multi-function footswitch 154				

Alphabetical Index

Standard touchpad	119	Tray holder pad	21	Valve test syringe	69
Stem assembly	106	Tray holders	21-22	Vertical adjustment kit	142
Sterilization divider kit.	175	Tri-Flo	91	Vitreous china	135
Steril-vac jar	131	Tri-Flo syringe	91		
Stool Back Bumper	32, 157	Tri-Flo Syringe.	92	W	
Stool Base	156	Tri-Flo syringe service kit.	91	Wago connector.	115
Stools	32, 156-157	Truss head slot screw	149	Wall panel.	175
Stop plate switch replacement kit	151	Tub holder.	168	Washers	146
Storage	159-160, 171-172	Tubing	75	Water bottle cap	42
Storage fan transformer	172	Tubing adapter.	123	Water bottle tubing grommet	42, 165
Strippers.	67	Tubing connector	130	Water control valve	188
Sub-miniature toggle valve.	82	Tubing cutters	67	Water coolant flow adjustment stem.	104
Surgical tip brushes.	125	Tubing pliers.	67	Water filter	189
Swing-out shelves	168	Tubing plug.	53	Water filter/regulators.	65
Switch assembly	134	Tubing Poly-flo	56	Water retraction tester	68
Swivel brake kit	153	Tubing stringer	67	Water shut-off valve.	167
Syringe flow control barb.	104	Tubing strippers.	67	Water valve cover.	106
Syringe tips.	89	Tubs.	24	Wet/dry foot control	95
Syringe tool.	69			Whip Assembly.	110
Syringe valve kit.	91	U		Whip assembly kit	110
Syringe wrench	67	Umbilical connectors.	63	Whip components	110
		Umbilical tubing.	80	Wipes holder	174
T		Umbilical tubing stringer.	67	Wood shelf clip kit	161
Tailpieces	126	Uni-clamp	53		
Task light bulbs	168, 173	Uni-Flo Syringe.	92		
Task light switch.	162	Uni-Flo syringe service kit.	91		
Tee check	86	Union.	56		
Tension springs	105	Unitized holders.	112-113		
Terminal handpiece bulbs	75	Upgrade kits.	119		
Tie bolt kit.	105-106	Upholstery kits	147		
Tilt cylinders	148	Upholstery screws	147		
Toggle	87	USB 2.0 Powered Hub.	115		
Toggle bolt	165	USB 2.0 Redriver	115		
Toggle switch kit.	146				
Toggle valve	81-82	V			
Toggle valve for AVS.	81	Vacuum.	182-186		
Tooth dryer.	35	Vacuum canister	131		
Touch latch.	173	Vacuum canister assembly.	128		
Touchpad	115, 119-120	Vacuum canister blank cover.	49		
Touchpad covers	119	Vacuum connector assembly.	131		
Touchpads	119-120	Vacuum tubing.	80		
Touchpad upgrade kits	119	Vacuum valve brushes	125		
Touch-up paint.	69	Valve core service kit.	91		
Transformer	144	Valve cover kit	106		
Tray	23	Valve kit	82		



A-dec Headquarters

A-dec Headquarters
2601 Crestview Drive
Newberg, Oregon 97132 USA
Tel: 1.800.547.1883 within USA/CAN
Tel: +1.503.538.7478 outside USA/CAN
Fax: +1.503.538.0276
a-dec.com

A-dec Australia

Tel: 1.800.225.010 within AUS
Tel: +61.(0)2.8332.4000 outside AUS

A-dec United Kingdom

Tel: 0800.233285 within UK
Tel: +44.(0)24.7635.0901 outside UK
